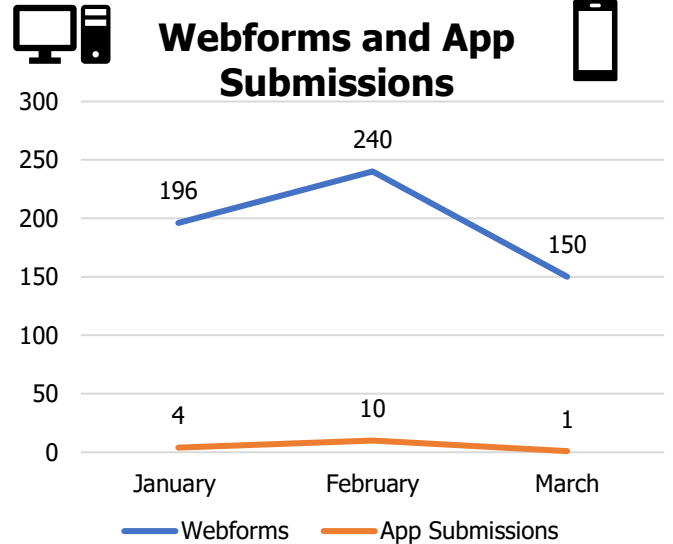
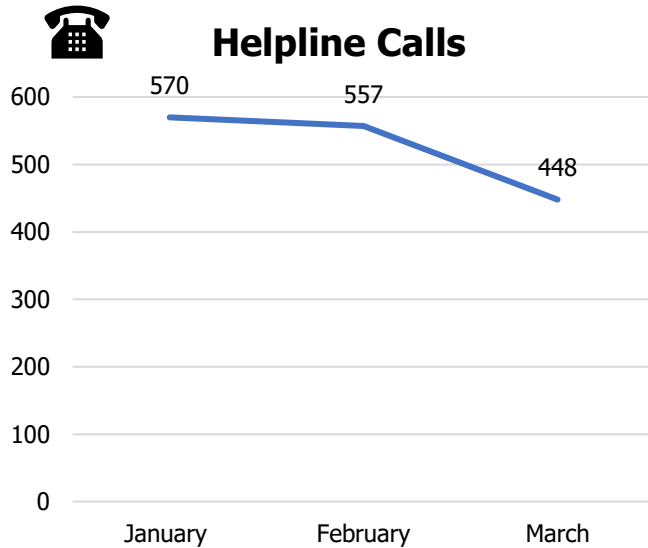


Q1 Statistical Report 2020 Summary

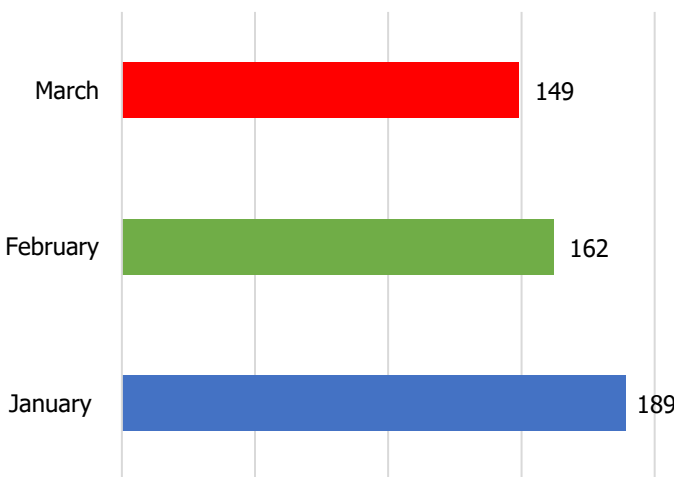
Overall Quarter 1 Observations

- Calls were received from all four UK Countries and spanned 39 police forces across England and 3 police forces in Wales.
- Romania was the highest recorded potential victim nationality for England (119). The highest recorded nationality for Scotland was also Romania (3).
- January saw the highest number of calls in Quarter 1, whereas February had the highest number of webforms and apps. February 2020 showed a 27% increase in Helpline Calls and a 138% increase in Webforms as compared to February 2019.

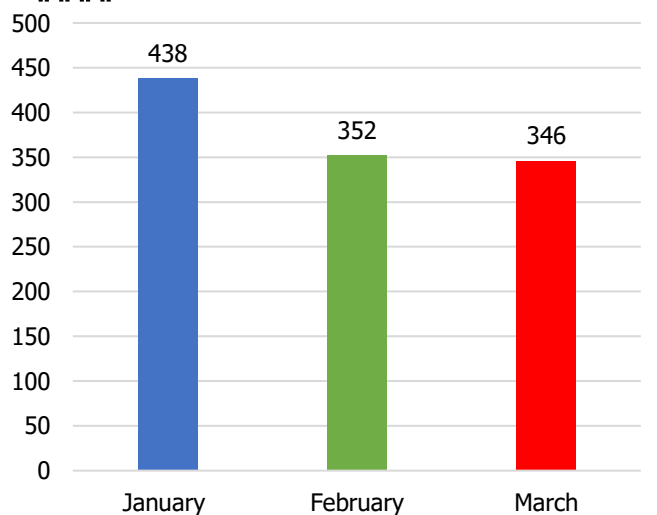


Over the past 3 months the Helpline received 2176 Helpline calls, webforms and app submissions. Quarter 1 2020 saw a 61% increase in webforms from Quarter 1 2019.

Number of Modern Slavery Cases




Potential Victims Indicated



January saw the highest number of Modern Slavery cases reported in the quarter. The highest number of potential victims were also indicated in January. However, February was the busiest month of the quarter for calls, webforms and app submissions. In March 2020, the UK went into lockdown due to COVID-19, which is likely to have impacted contacts into the Helpline.

January - March 2020 Totals

 **1575** Calls into the Helpline – 08000 121 700

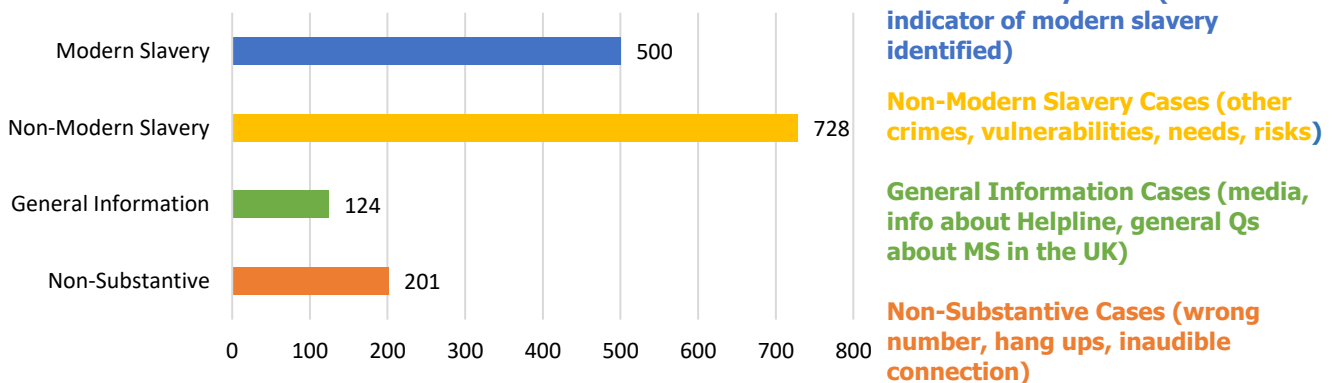
 **586** Online Reports – modernslaveryhelpline.org/report

 **15** App Submissions – Unseen App

 **1553** Cases **500** Cases of Modern Slavery

 **1136** Potential Victims of Modern Slavery

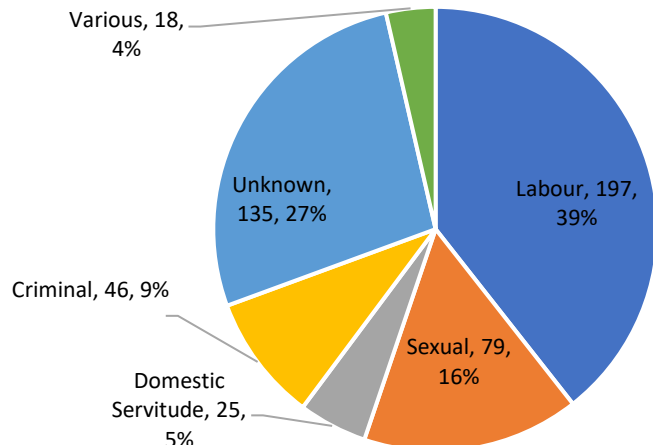
Types of Cases



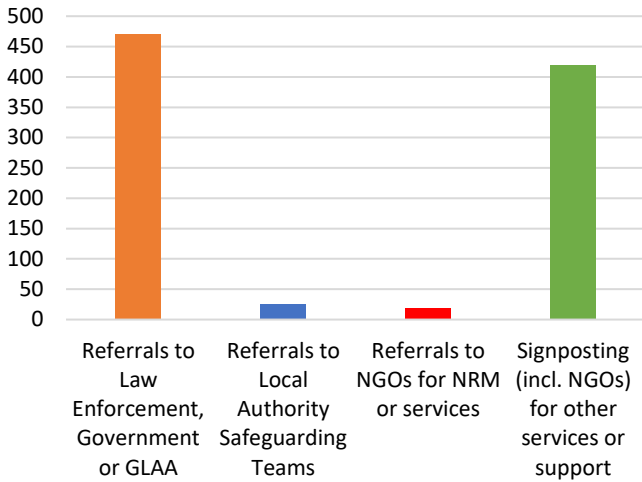
Indicators of modern slavery reported to the Helpline include, but are not limited to, passport confiscation, little or no pay, debt bondage, isolation, monitoring and physical abuse. Many of the general information cases relate to requests for Helpline materials and media interviews. 23% (171) of non-modern slavery cases relate to potential labour abuse, payment issues or employment contract concerns. Modern slavery cases reported to the Helpline may be from various locations in the UK or even abroad and may not be city or town specific.

Labour exploitation is repeatedly the most common type of exploitation reported. Criminal exploitation made up 9% of modern slavery cases in Q1 2020, the same as Q4 2019. 'Various' is selected when more than one type of exploitation is reported. Cases with 'unknown' exploitation type may result from a technical assistance call with a professional dealing with a victim where the specific details of the exploitation type are not disclosed on the call.

Type of Exploitation

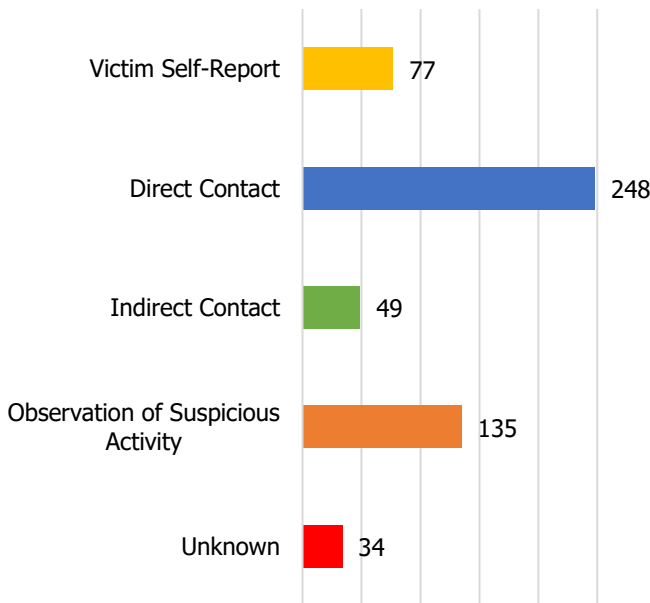


935 Referrals and Signposts



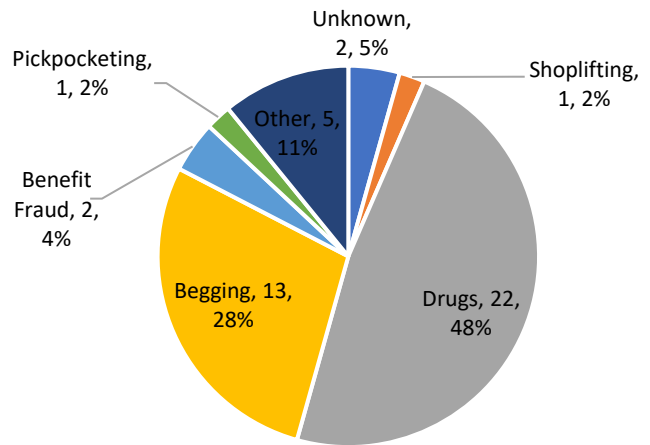
The number of referrals and signposts increased by 20% compared to the same quarter in 2019. These include actions on Non-MS cases, which may be made for other crimes indicated or Non-MS related safeguarding concerns. Cases may have more than one referral or signpost.

Proximity of Caller to the Victim(s) in Modern Slavery Cases



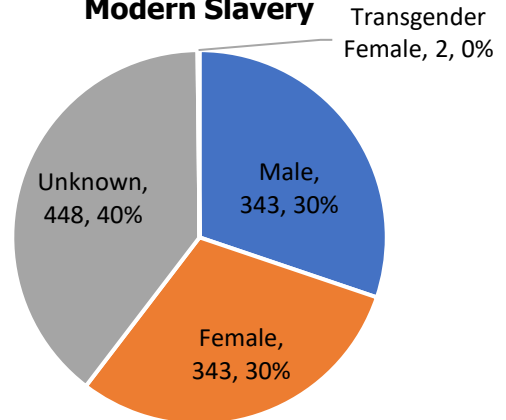
The majority (60%) of callers on modern slavery cases were either involved someone in direct contact with the victim (46%) or the victim themselves (14%). Callers in direct contact with a victim may include an NGO, friends or family of the potential victim, health professional, police, or social services. Indirect contact is recorded where the caller knows of the situation or the individual involved. 'Observation of suspicious activity' refers to third party tip offs, where often limited information is known. A case may have one caller.

Types of Criminal Exploitation



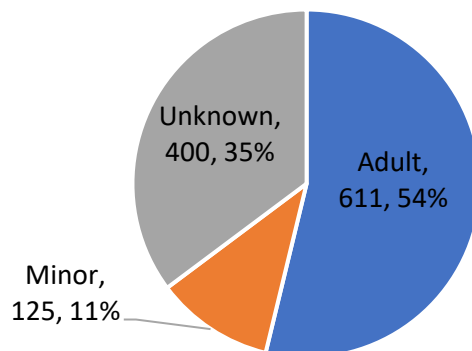
Drugs and begging continue to be the most commonly reported activities for cases of criminal exploitation. This quarter showed 11% of criminal exploitation cases involving other crimes, such as theft and other types of fraud.

Gender of Potential Victims of Modern Slavery



The gender of potential victims is recorded by the Helpline where this is provided by the caller. If the caller is unable to specify the gender of indicated victims, 'unknown' is recorded.

Age of Potential Victims of Modern Slavery



Potential victims' ages are recorded based on caller information. If the caller does not know the age of the victim, 'unknown' is recorded. In all cases, the Helpline seeks to establish if a minor is involved in a situation.

England



767 Calls relating to cases in England



265 Online Reports



7 App Submissions



347 Cases of Modern Slavery



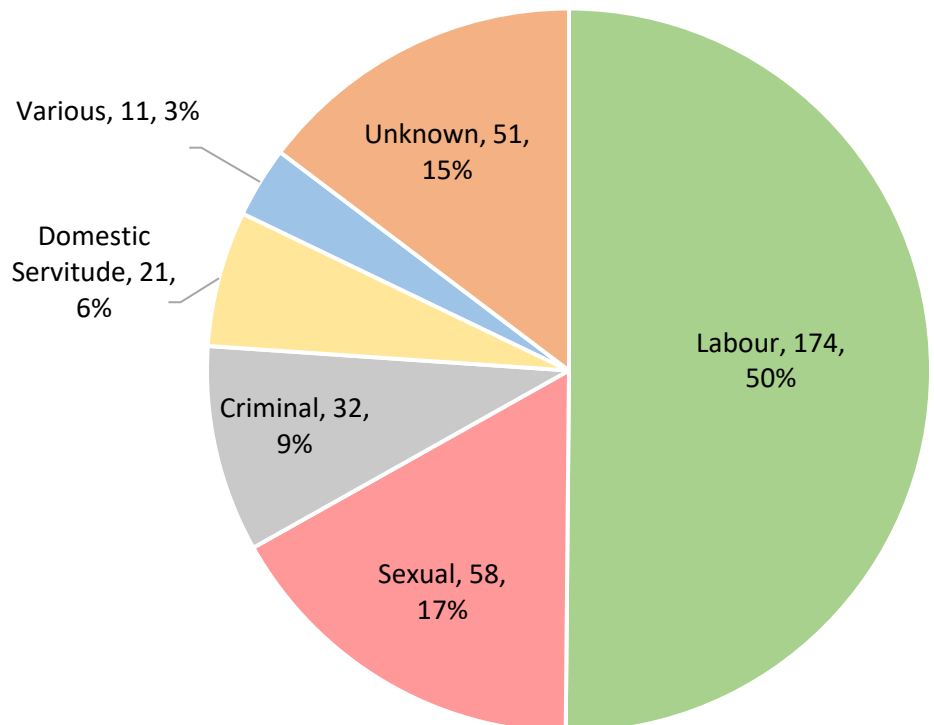
936 Potential Victims of Modern Slavery

The Helpline may receive multiple calls about one case. Calls relating to cases of modern slavery reportedly occurring in England are recorded above, even though the caller may be calling from another country. Sometimes callers speak in general terms about cases in England but may not specify a particular area or location.

Along with calls on modern slavery cases, the 767 calls reported to occur in England may also be for non-modern slavery or general information cases with a reported caller location of England.

This quarter shows an overall 38% increase in the number of modern slavery cases reported to have occurred in England from Q1 2019. Despite the increase in the number of cases, Q1 2020 saw a similar proportion of cases relating to labour exploitation (50%) as Q1 2019 (54%), sexual exploitation (17% 2020 vs 15% 2019), criminal exploitation (9% 2020 vs 10% 2019), and domestic servitude (6% 2020 vs 8% 2019).

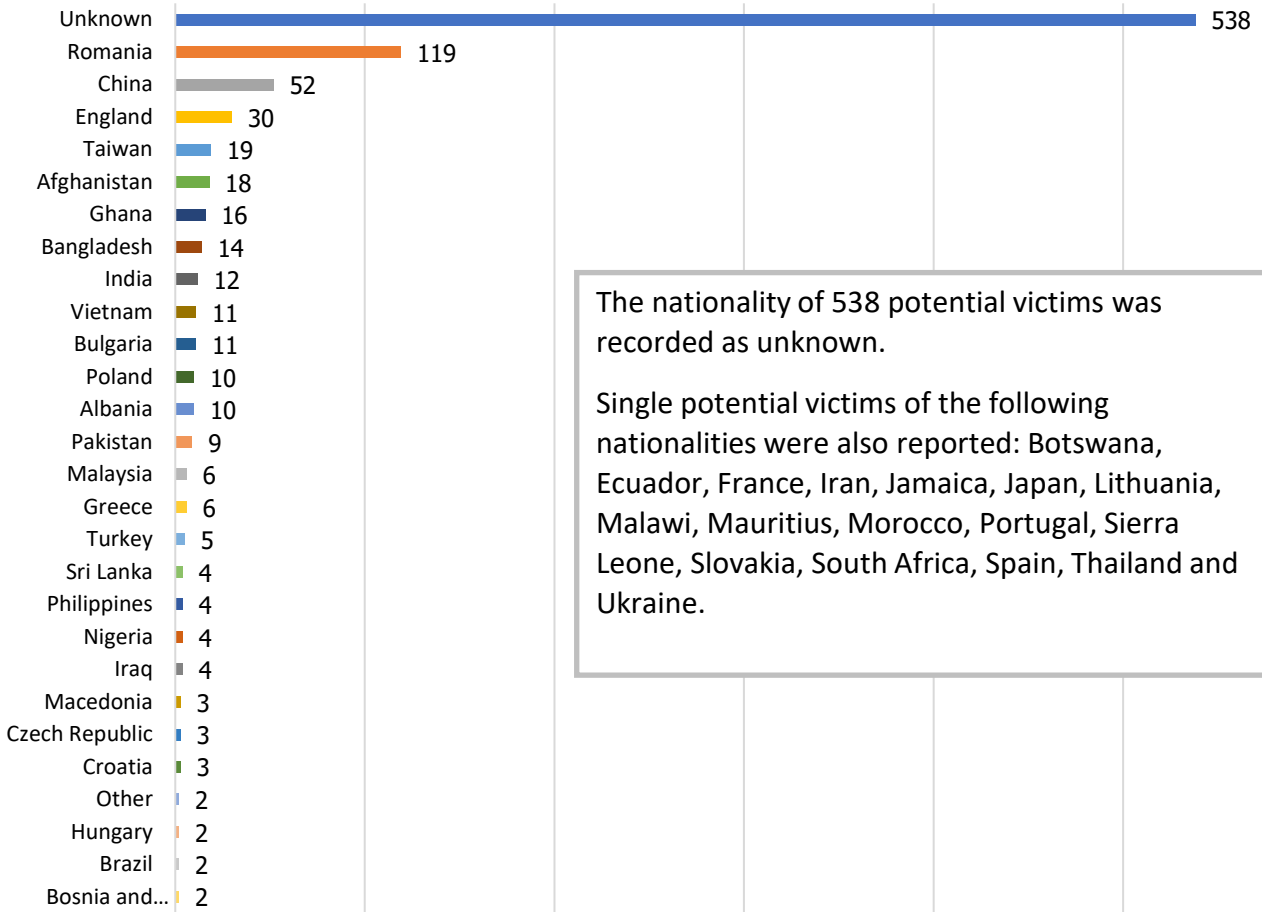
Type of Exploitation



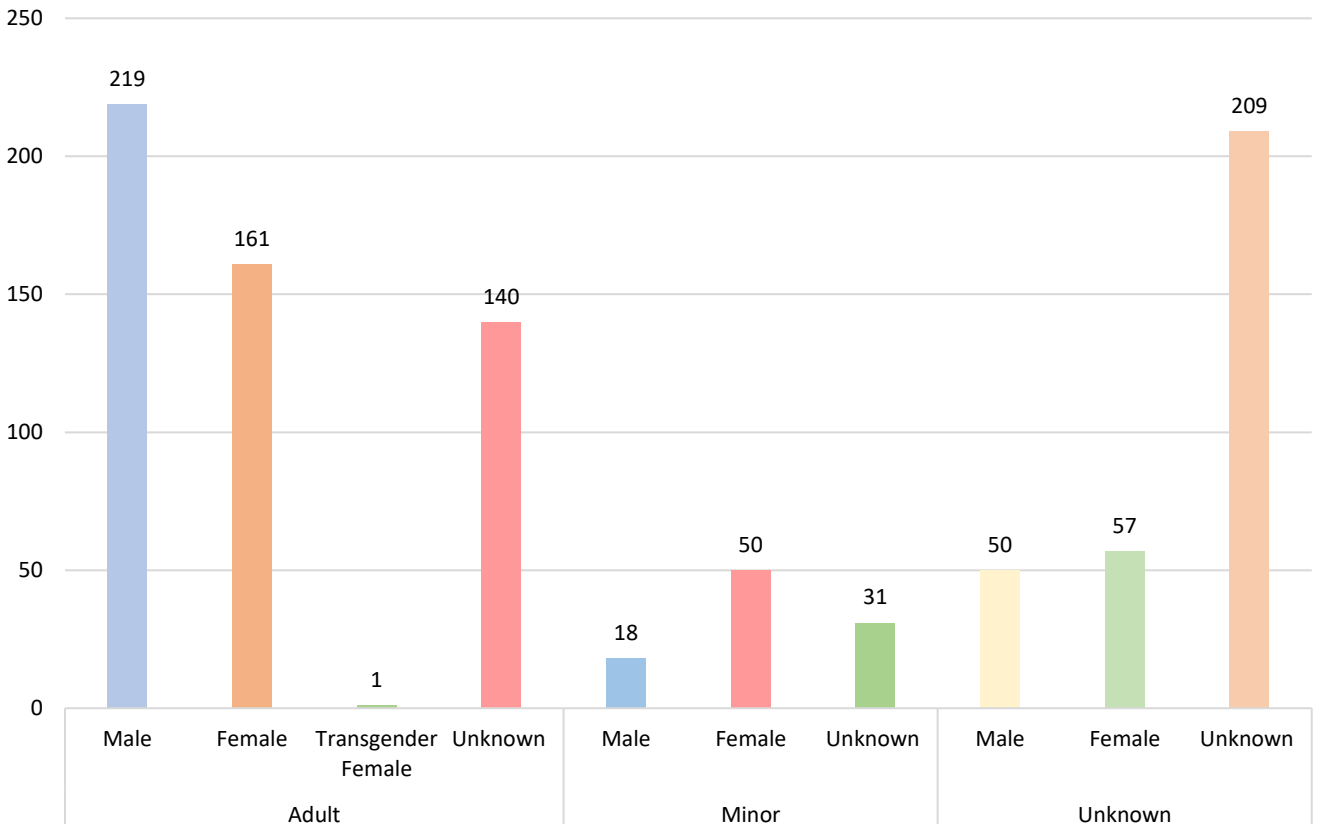
246 Referrals to Police Forces
13 referrals to Local Authorities

on modern slavery cases

Common Potential Victim Nationalities - England



England: Potential Victim Demographics: Age, Gender



Scotland



40 Calls relating to cases in Scotland



17 Online Reports



0 App Submissions

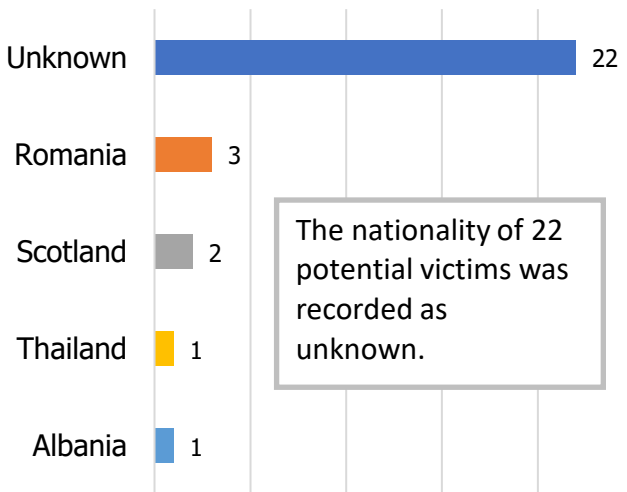


13 Cases of Modern Slavery



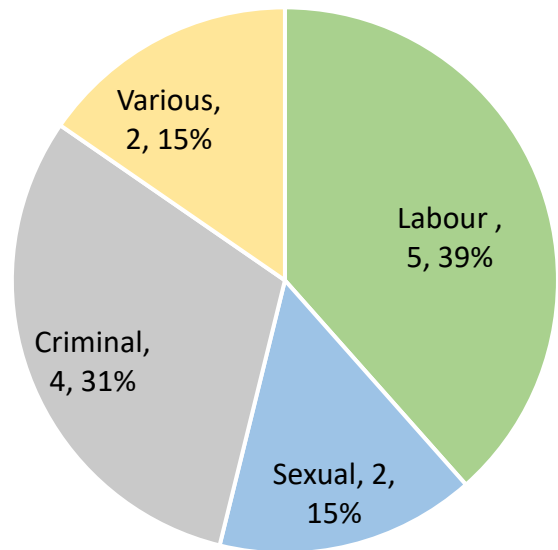
29 Potential Victims of Modern Slavery

Potential Victim Nationalities



The nationality of 22 potential victims was recorded as unknown.

Type of Exploitation



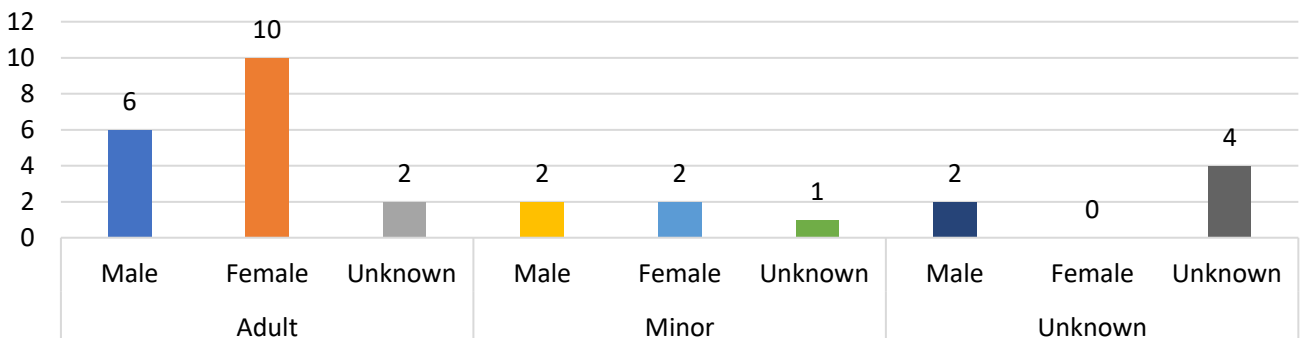
Quarter 1 2020 saw a 29% increase in calls relating to cases in Scotland than quarter 1 2019, and a significant 50% increase in webforms. Modern Slavery cases more than quadrupled in quarter 1 2020 compared to the same quarter in 2019 (13 vs 4).



4 Referrals to Police forces

on modern slavery cases

Victim Demographics: Age, Gender



Wales



22 Calls relating to cases in Wales



4 Online Reports



1 App Submission

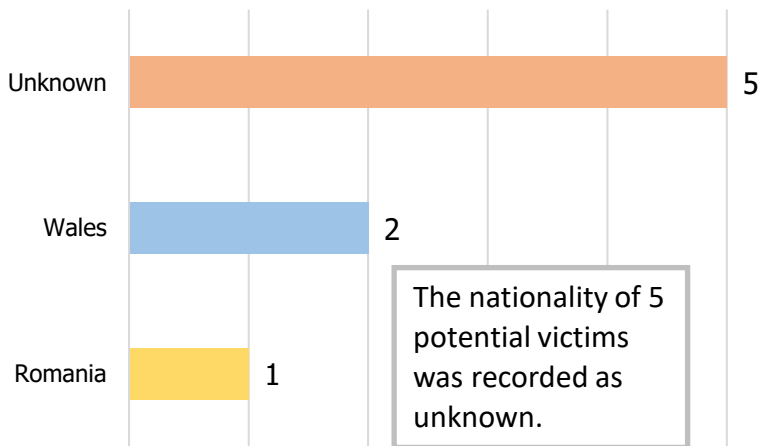


8 Cases of Modern Slavery

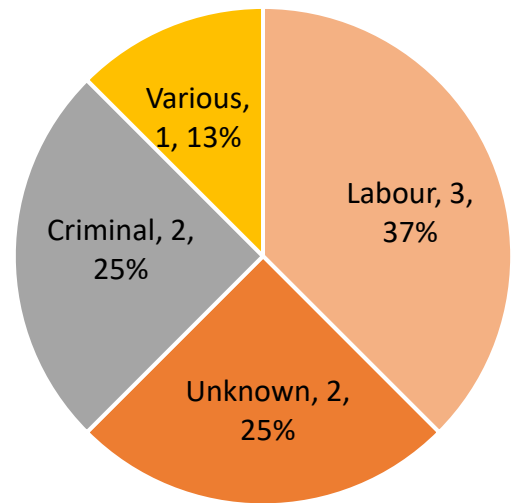


8 Potential Victims of Modern Slavery

Potential Victim Nationalities



Type of Exploitation



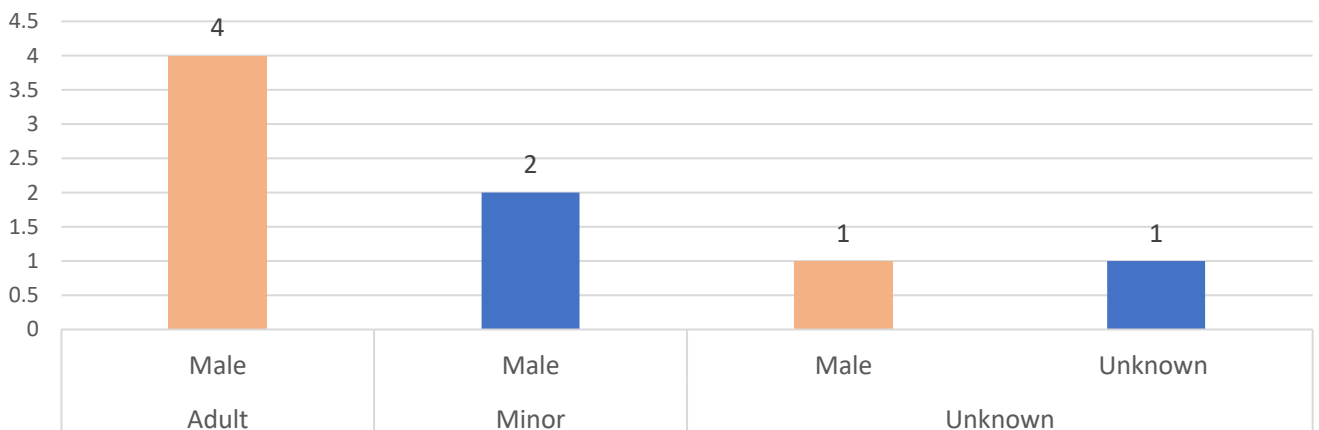
In quarter 4 2019, 93% of modern slavery cases reported in Wales referred to labour exploitation. Quarter 1 2020 saw labour exploitation make up 37% of modern slavery cases, with criminal exploitation contributing 25%. In 2 cases, the type of exploitation was unknown.



6 Referrals to Police forces

on modern slavery cases

Victim Demographics: Age, Gender



Northern Ireland



17 Calls relating to cases in Northern Ireland



1 Online Reports



0 App Submissions

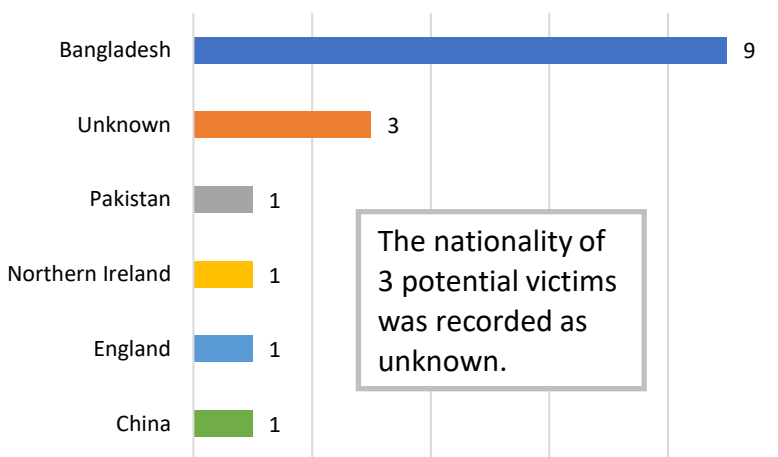


5 Cases of Modern Slavery

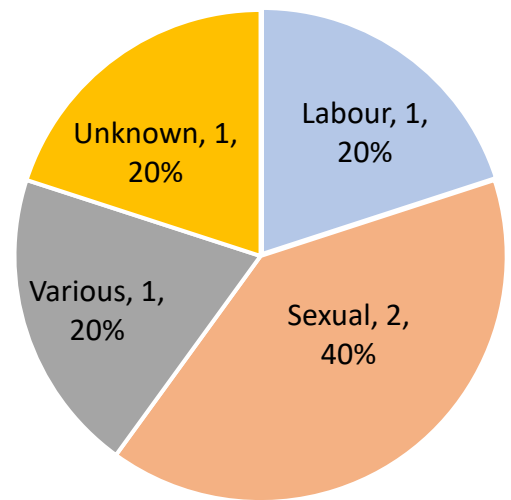


16 Potential Victims of Modern Slavery

PV Nationalities Record Count



Type of Exploitation

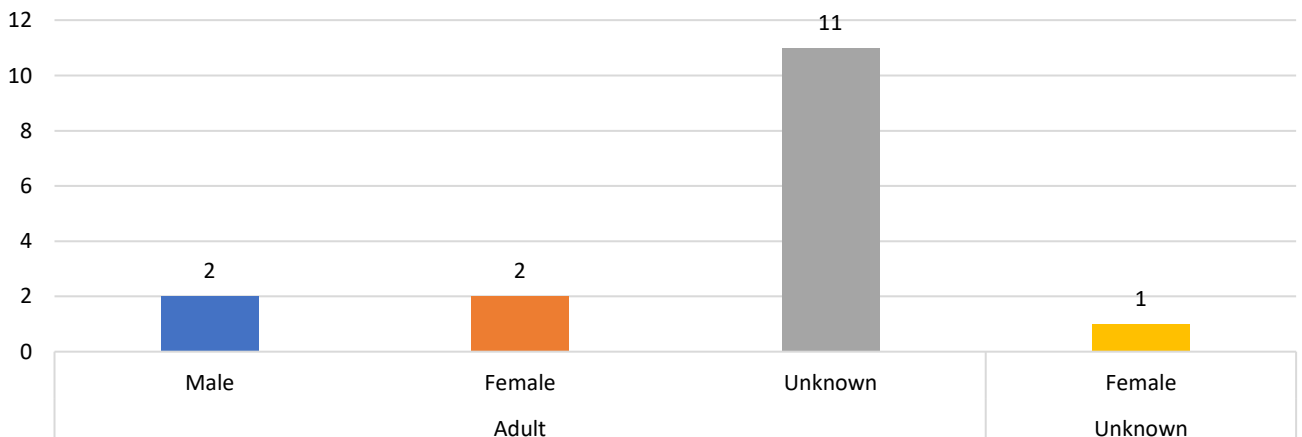


In quarter 4 2019, the 2 cases of modern slavery reported in Northern Ireland reported 1 case of labour exploitation and 1 case of criminal exploitation. Quarter 1 2020 has seen a broader mix of modern slavery cases, including cases of sexual exploitation which make up 40% of the cases.



3 Referrals to Police on modern slavery cases

Victim Demographics: Age, Gender





Referrals to UK-Wide Agencies

	Total # of Modern Slavery Case Referrals	Type of Exploitation						Total # of Victims
		Labour	Sexual	Criminal	Domestic	Various	Unknown	
National Crime Agency	13	3	5	0	1	1	3	27
GLAA	12	12	0	0	0	0	0	133
UKVI	2	1	0	1	0	0	0	16
Border Force	2	2	0	0	0	0	0	2
British Transport Police	1	0	0	1	0	0	0	1



729 Calls relating to cases outside the UK or an unknown location



299 Online Reports



7 App Submissions



127 Cases of Modern Slavery



147 Potential Victims of Modern Slavery

Country	Type of Exploitation						Total # of Potential MS Victims	Country	Type of Exploitation						Total # of Potential MS Victims
	Labour	Sexual	Criminal	Domestic	Various	Unknown			Labour	Sexual	Criminal	Domestic	Various	Unknown	
Albania		1				2	3	Namibia		1					1
Bangladesh			1				1	Netherlands		1			1		2
China		1					1	Saudi Arabia				1			1
Croatia					1		4	Somalia	1						1
Egypt						2		Sweden	1						1
France				1		1	14	Switzerland		1					2
Italy			1				1	United States	1						2
Kenya	1	1					2	Unknown	9	11	7	2	3	76	117
Libya	1						3								



Outside of the modern slavery cases shown in the table, the Helpline also received calls regarding general information and non-MS cases from various countries. The number of modern slavery cases or PVs when summed by country may not equal the total number of modern slavery cases, because a single case (or victim) may report exploitation in multiple countries.

Disclaimer: This report represents a summary of the calls received into the UK-wide Modern Slavery Helpline and Resource Centre between October and December 2019. It is not intended to provide a comprehensive assessment of Modern Slavery in the UK. The number of potential Modern Slavery cases and victims indicated are based on the information provided to the Helpline at the time of the contact. The Helpline does not corroborate or seek to prove the information provided.