

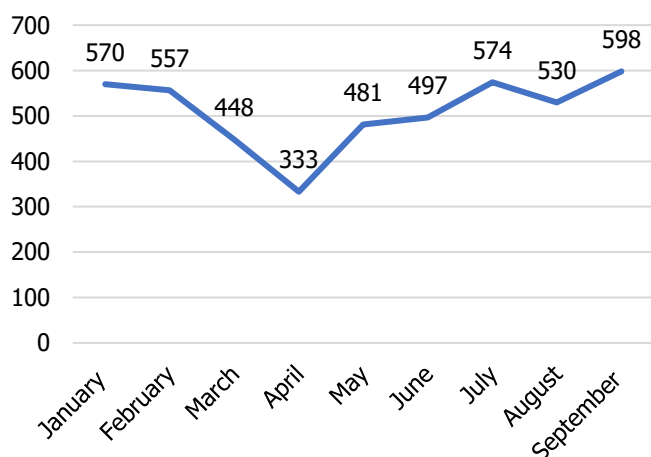
# Q3 Statistical Report 2020 Summary

## Overall Quarter 3 Observations

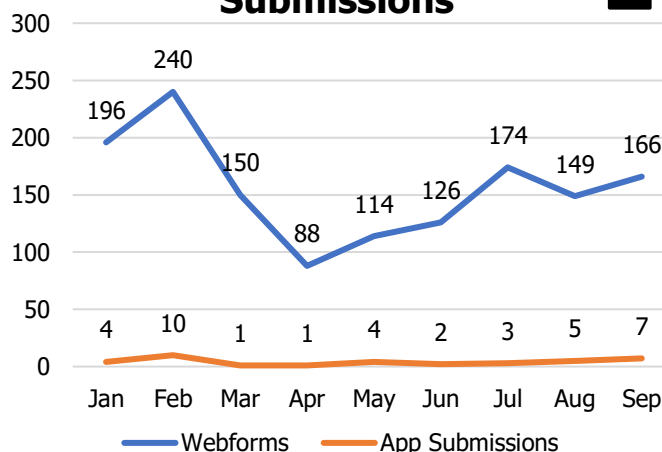
- Calls were received from all four UK Countries and spanned 38 police forces across England and 4 police forces in Wales.
- Romanian remained the highest recorded potential victim nationality for England (113) and was also the highest in Scotland (5) and Northern Ireland (10). The highest recorded nationality of potential victim in Wales was Afghani (10).
- September saw the highest number of calls and app submissions in Quarter 3. However, July saw the largest number of web reports submitted.



## Helpline Calls



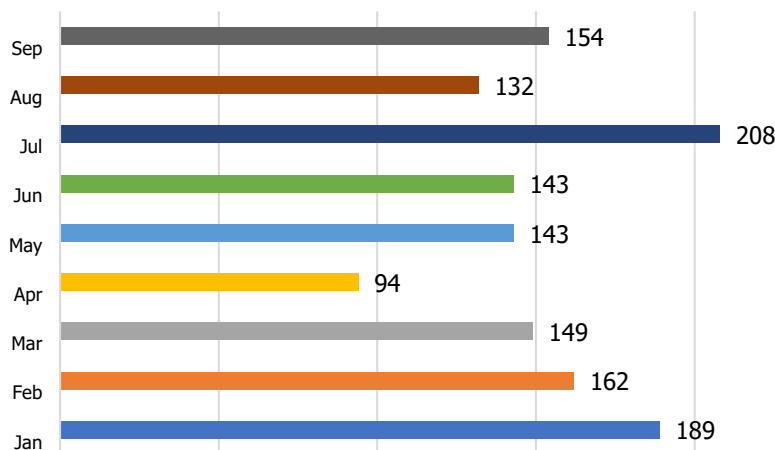
## Webforms and App Submissions



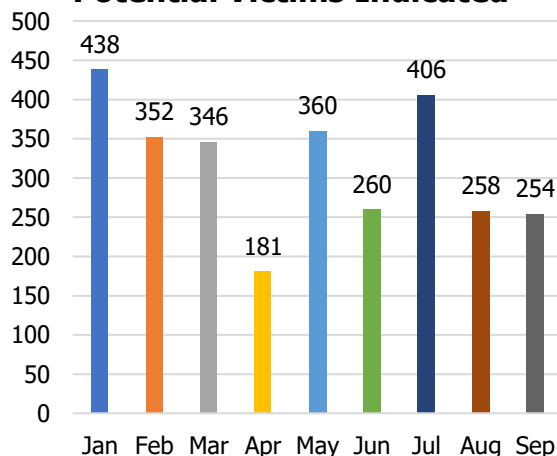
Over the past 3 months the Helpline received 2,206 Helpline calls, webforms and app submissions, a marked 34% increase from Q2 2020. As lockdown restrictions were largely eased in Q3, this is likely the cause of the rise in contacts to the Helpline, as businesses reopened, and members of society moved around more freely.



## Number of Modern Slavery Cases




## Potential Victims Indicated



July 2020 saw the largest number of reported modern slavery cases of any month this year. It was also the month in which the second highest number of potential victims were indicated (behind January). Some cases will report a high number of potential victims being exploited and controlled in the same way. The Helpline always records the most conservative figure in these cases.

# July - September 2020 Totals

 **1702** Calls into the Helpline – 08000 121 700

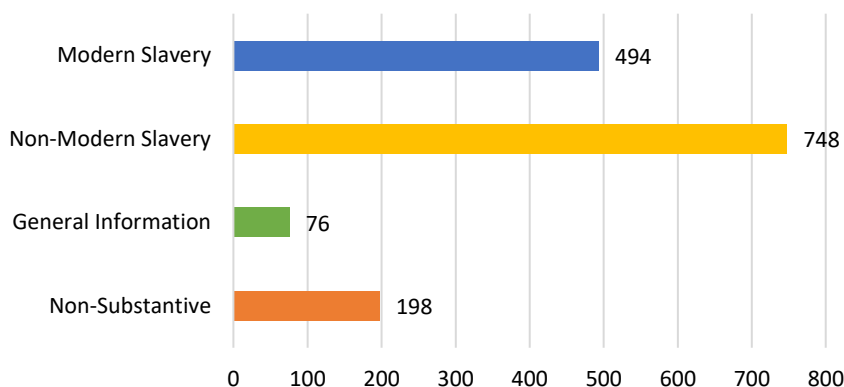
 **489** Online Reports – [modernslaveryhelpline.org/report](https://modernslaveryhelpline.org/report)

 **15** App Submissions – Unseen App

 **1516** Cases **494** Cases of Modern Slavery

 **918** Potential Victims of Modern Slavery

## Types of Cases



**Modern Slavery Cases (one or more indicator of modern slavery identified)**

**Non-Modern Slavery Cases (other crimes, vulnerabilities, needs, risks)**

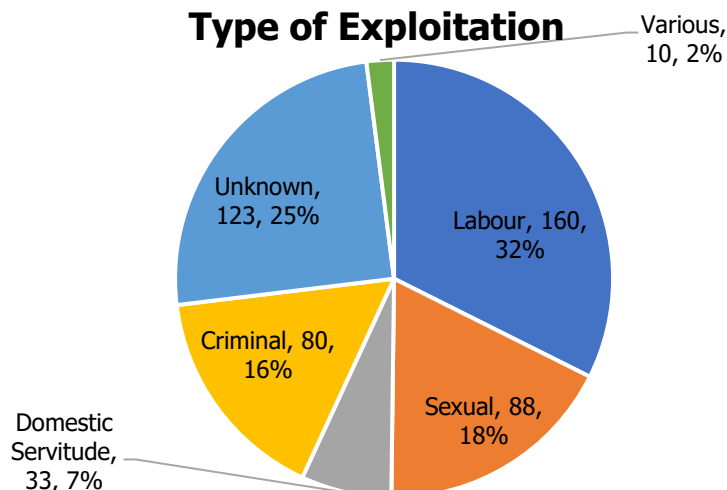
**General Information Cases (media, info about Helpline, general Qs about MS in the UK)**

**Non-Substantive Cases (wrong number, hang ups, inaudible connection)**

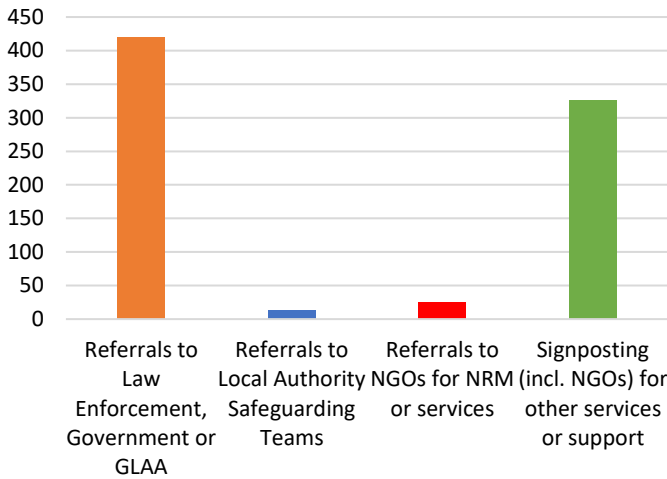
The Helpline continues to see high numbers of cases reported which are assessed as non-modern slavery. Around 20% of these cases report labour abuse practices which do not meet the threshold for forced labour but can significantly impede a victim's life. Other common related issues include domestic abuse, commercial sex and drug crime. Modern slavery is partly characterised by methods of control, which commonly include threats to loved ones, confiscation of documents and debt bondage.

Overall, this quarter had 30% (114) more modern slavery cases reported than Q2. Labour exploitation is repeatedly the most common type of exploitation reported and occurs across sectors including construction, hospitality, agriculture and logistics. The Helpline records 'Various' when more than one type of exploitation is reported. This happens to many victims who are exploited in more than one way but is not often captured by other bodies. Unknown may be where a professional has called for technical advice.

## Type of Exploitation

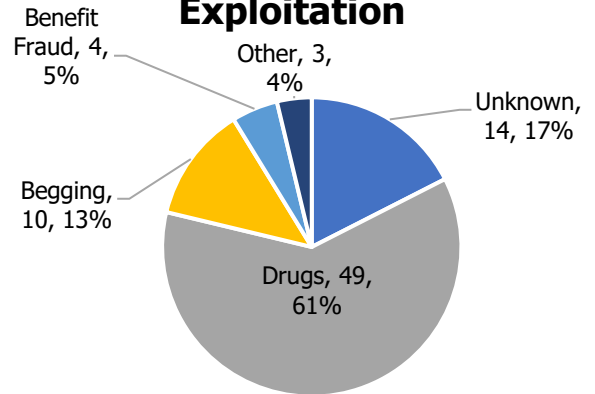


## 783 Referrals and Signposts



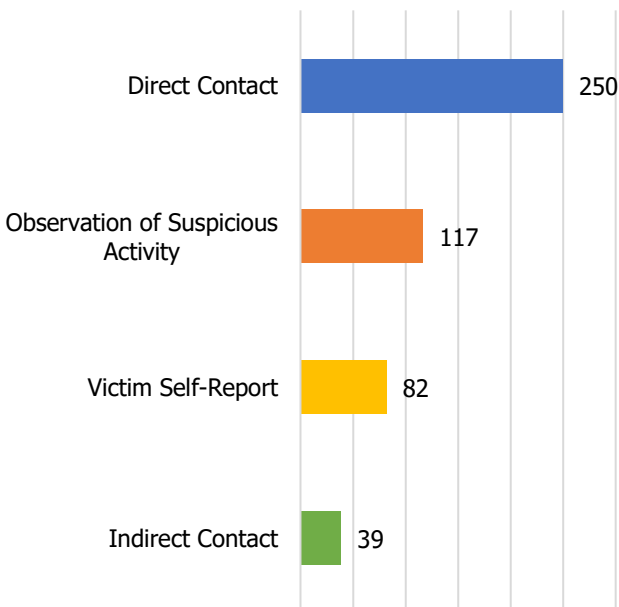
The number of referrals and signposts increased by 13% compared to last quarter. These include actions on Non-MS cases, which may be made for other crimes indicated or Non-MS related safeguarding concerns. Cases may have more than one referral or signpost.

## Types of Criminal Exploitation



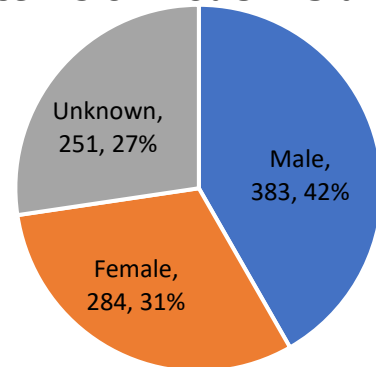
Drugs and begging continue to be the most common activities for cases of criminal exploitation. Many unknown reports of criminal exploitation describe potential victims having criminal charges brought against them, despite having been forced into the activity by an exploiter.

## Proximity of Caller to the Victim(s) in Modern Slavery Cases



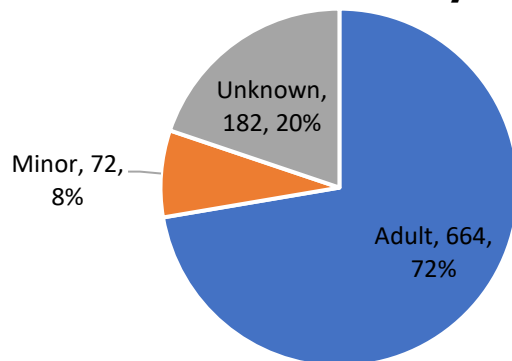
Traditionally, the majority of modern slavery reports to the Helpline are made by someone who has observed suspicious activity. However, Q3 continued the trend in 2020 of an increasing number of calls coming from someone in direct contact with a potential victim. This was the largest majority in this quarter (51%). This may be a professional working with a victim, or a friend or family member. We also continue to see a rise in calls from potential victims themselves.

## Gender of Potential Victims of Modern Slavery



The gender of potential victims is recorded by the Helpline where this is provided by the caller. If the caller is unable to specify the gender of indicated victims, 'unknown' is recorded. No transgender victims were recorded in this quarter.

## Age of Potential Victims of Modern Slavery



Potential victims' ages are recorded based on caller information. If the caller does not know the age of the victim, 'unknown' is recorded. The Helpline always asks if someone appears to be under 18.

# England



**892** Calls relating to cases in England



**200** Online Reports



**1** App Submission



**318** Cases of Modern Slavery



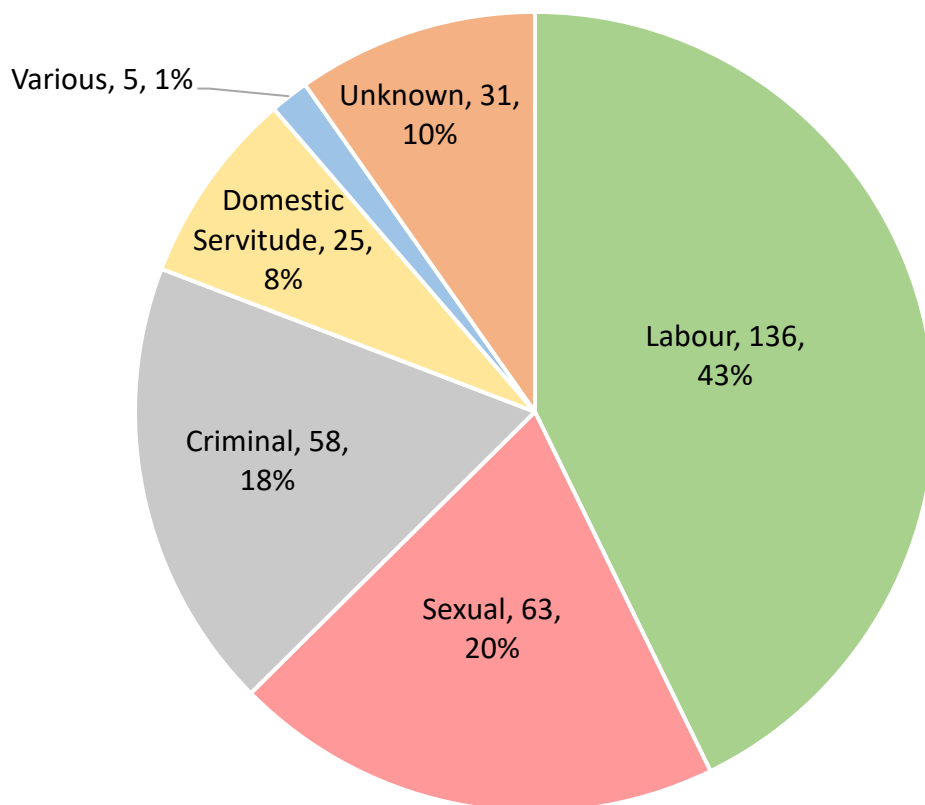
**676** Potential Victims of Modern Slavery

The Helpline may receive multiple calls about one case. Calls relating to cases of modern slavery reportedly occurring in England are recorded above, even though the caller may be calling from another country. Sometimes callers speak in general terms about cases in England but may not specify a particular area or location.

Along with calls on modern slavery cases, the 892 calls reported to occur in England may also be for non-modern slavery or general information cases with a reported caller location of England.

This quarter shows an overall 50% increase in the number of modern slavery cases reported to have occurred in England. This is likely to be partly due to a lifting of lockdown restrictions. A similar percentage of cases reported forced labour and criminal exploitation. Cases of sexual exploitation have risen by 6% from the previous quarter. The Helpline has continued to observe exploitation within commercial sex despite Covid-19 restrictions.

## Type of Exploitation

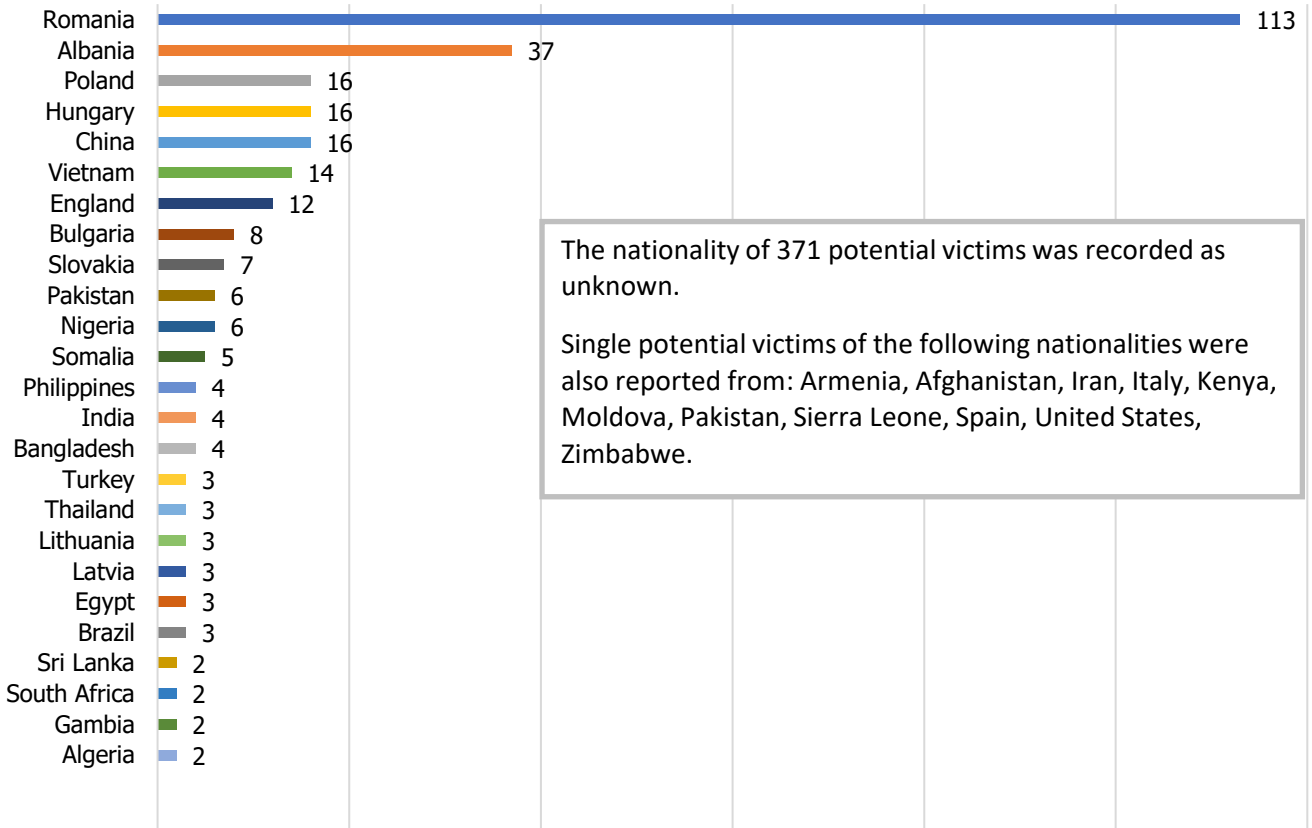


**370** Referrals to Police forces

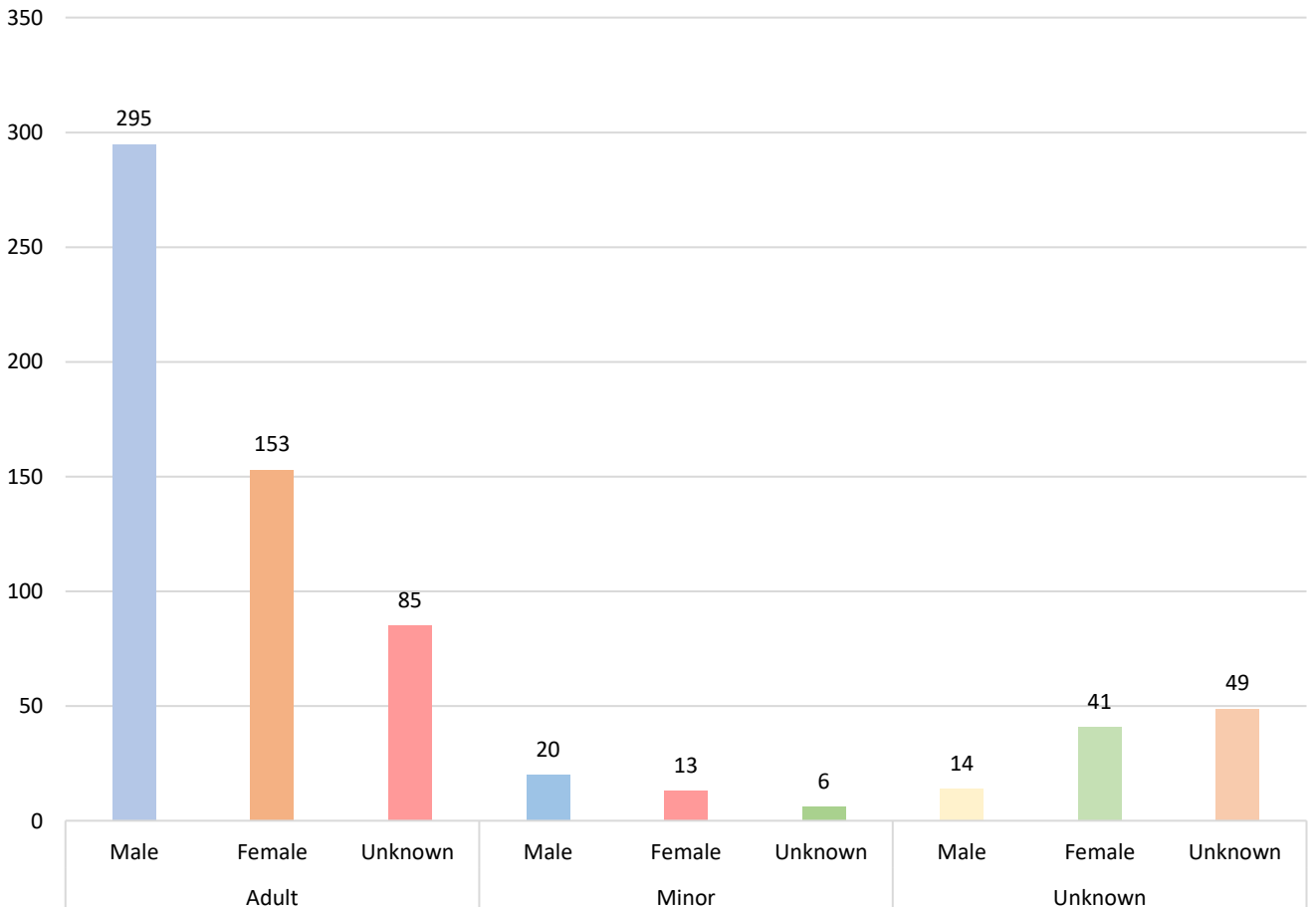
**11** Referrals to Local Authorities

on modern slavery cases

## Common Potential Victim Nationalities - England



## England: Potential Victim Demographics: Age, Gender



# Scotland



**31** Calls relating to cases in Scotland



**18** Online Reports



**0** App Submissions

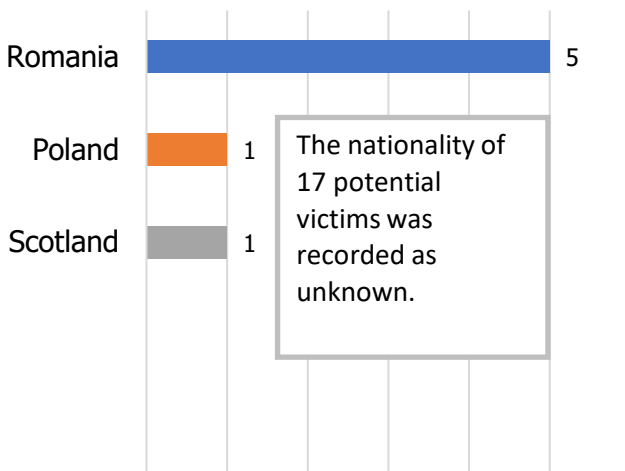


**8** Cases of Modern Slavery

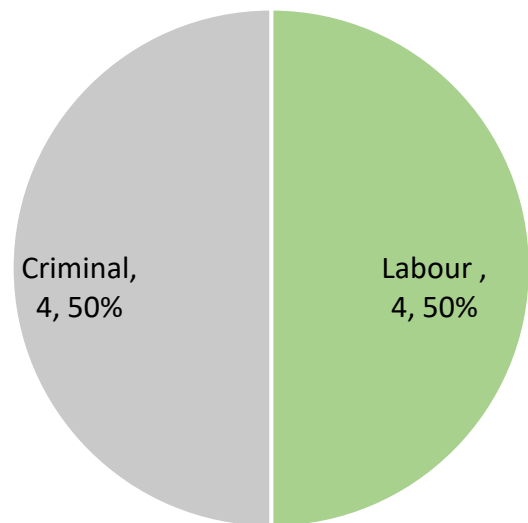


**24** Potential Victims of Modern Slavery

**Potential Victim Nationalities**



**Type of Exploitation**



There were no cases of sexual exploitation or domestic servitude reported as occurring in Scotland in quarter 3. The 4 labour exploitation cases implicated most heavily the agriculture sector. In one reported cases of modern slavery, the potential victim was a Scottish national.



**14 Referrals to Police forces**  
**0 Referrals to Local Authorities**

on modern slavery cases

**Victim Demographics: Age, Gender**



# Wales



**14** Calls relating to cases in Wales



**10** Online Reports



**0** App Submissions

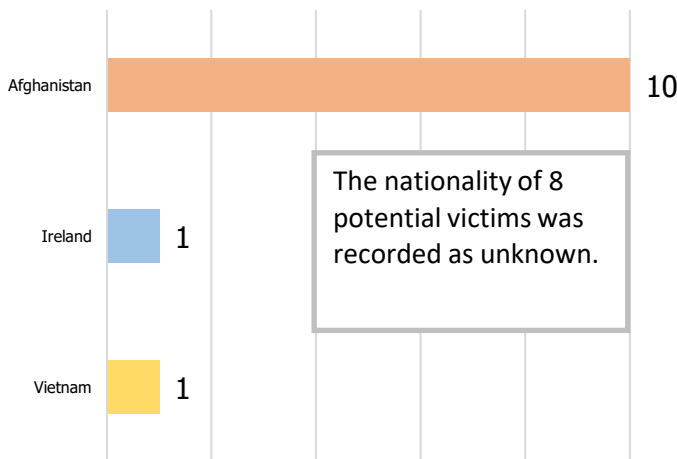


**10** Cases of Modern Slavery

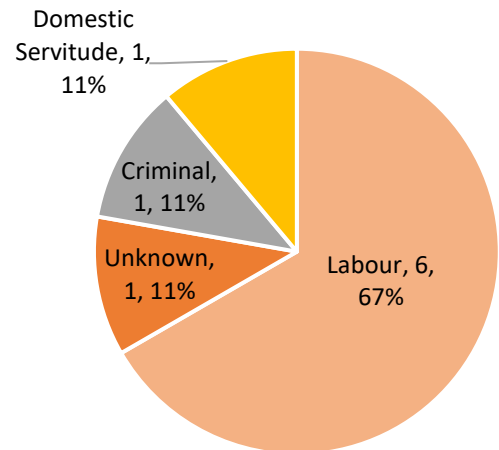


**20** Potential Victims of Modern Slavery

## Potential Victim Nationalities



## Type of Exploitation



Online reports continued to make up a large portion of contacts made about potential modern slavery in Wales in quarter 3 (42%). No reports of potential sexual exploitation were made in Wales in this quarter. Labour exploitation comprised the largest majority of modern slavery cases.

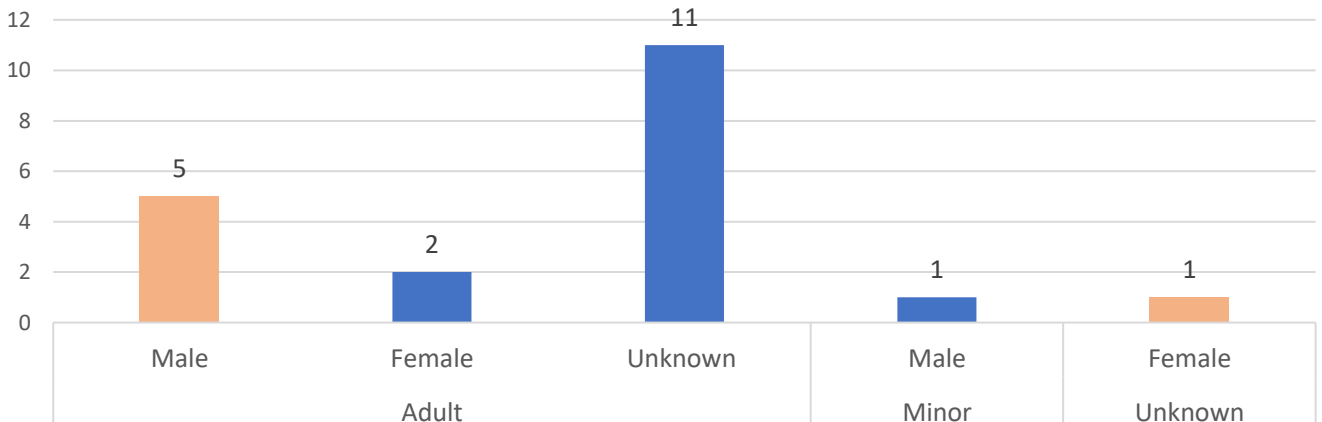


**11** Referrals to Police forces

**0** Referrals to Local Authorities

on modern slavery cases

## Victim Demographics: Age, Gender



# Northern Ireland



**18** Calls relating to cases in Northern Ireland



**1** Online Reports



**0** App Submissions

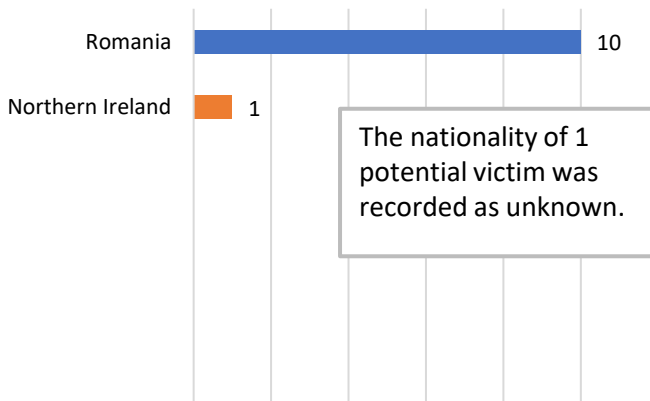


**3** Cases of Modern Slavery

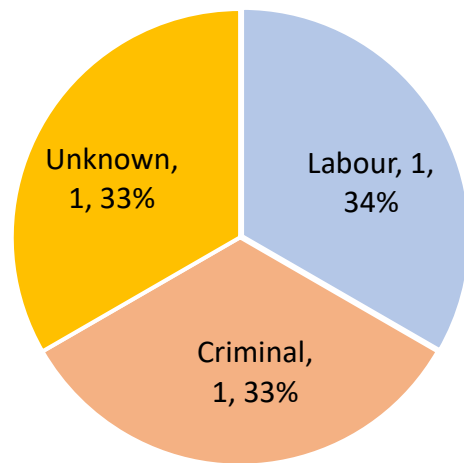


**12** Potential Victims of Modern Slavery

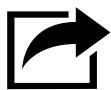
## PV Nationalities Record Count



## Type of Exploitation



One quarter of potential victims reported in Northern Ireland in this quarter were minors, meaning under the age of 18. Where reports are made by someone who has observed something suspicious, they often will only have had brief glances at potential victims and not be sure of their age or nationality.

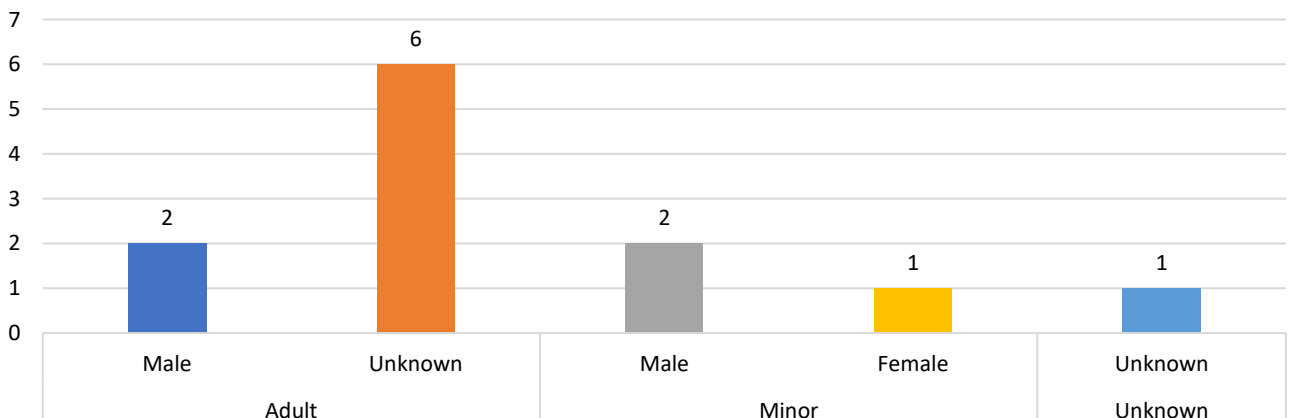


**2** Referrals to Police forces

**1** Referral to Local Authorities

on modern slavery cases

## Victim Demographics: Age, Gender







# Referrals to UK-Wide Agencies

	Total # of Modern Slavery Case Referrals	Type of Exploitation						Total # of Victims
		Labour	Sexual	Criminal	Domestic	Various	Unknown	
National Crime Agency	11	3	6	2				17
GLAA	5	5						51
UKVI	3	1	1	1				5
Border Force	1						1	1



**747** Calls relating to cases outside the UK or an unknown location



**260** Online Reports



**14** App Submissions



**155** Cases of Modern Slavery



**186** Potential Victims of Modern Slavery

Country	Type of Exploitation							MS Victims	Country	Type of Exploitation							MS Victims
	Labour	Sexual	Criminal	Domestic	Various	Unknown	Labour			Sexual	Criminal	Domestic	Various	Unknown			
Albania		2					2	Lebanon			1					1	
Belgium		3					3	Libya	2							5	
Bulgaria				1			1	Mauritania				1				1	
Democratic Republic of Congo				1			1	Nepal					1			1	
France	1	1					2	Netherlands	1							1	
Germany		1					2	Nigeria		1						3	
Greece			1				1	South Africa	1							1	
Ireland		1					1	Sudan	1							1	
Kenya		1					1	Unknown	8	14	14	4	5	88	158		



Outside of the modern slavery cases shown in the table, the Helpline also received calls regarding general information and non-MS cases from various countries. The number of modern slavery cases or PVs when summed by country may not equal the total number of modern slavery cases, because a single case (or victim) may report exploitation in multiple countries.

**Disclaimer:** This report represents a summary of the calls received into the UK-wide Modern Slavery Helpline and Resource Centre between July and September 2020. It is not intended to provide a comprehensive assessment of Modern Slavery in the UK. The number of potential Modern Slavery cases and victims indicated are based on the information provided to the Helpline at the time of the contact. The Helpline does not corroborate or seek to prove the information provided.