

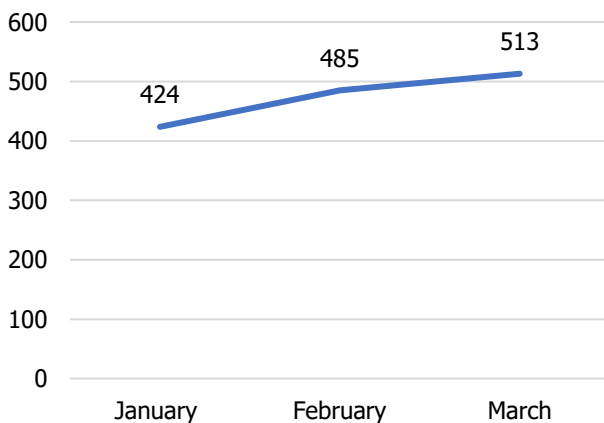
Q1 Statistical Report 2021 Summary

Overall Quarter One Observations

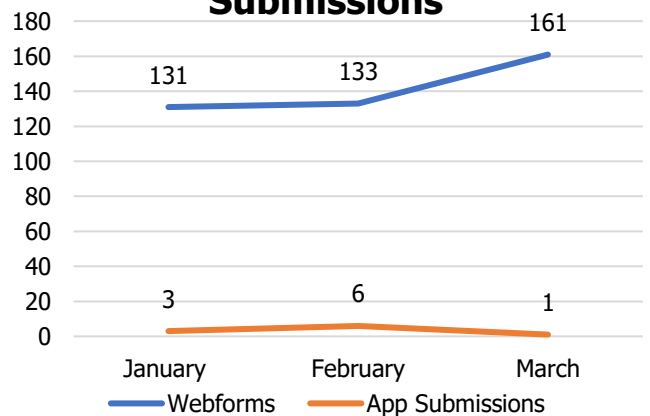
- Calls were received from all four UK Countries and spanned 36 police forces across England.
- As has been consistently reported, Romania was the highest recorded potential victim nationality for England (39). The highest recorded nationality for Scotland was also Romania (5).
- March saw the highest number of calls and webforms in Quarter One. March 2021 showed a 6% increase in calls and a 21% increase in webforms as compared to February 2021. As lockdown restrictions ease, contacts into the helpline are gradually increasing.



Helpline Calls



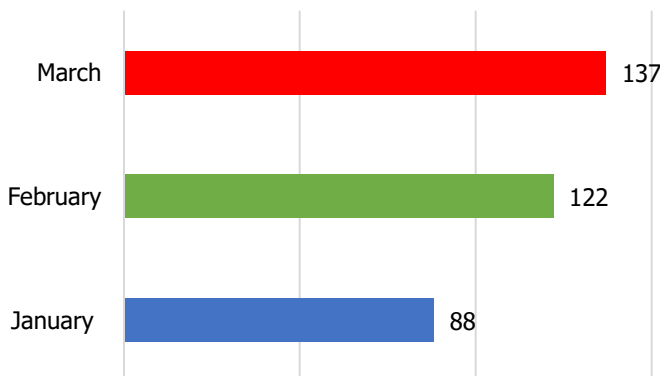
Webforms and App Submissions



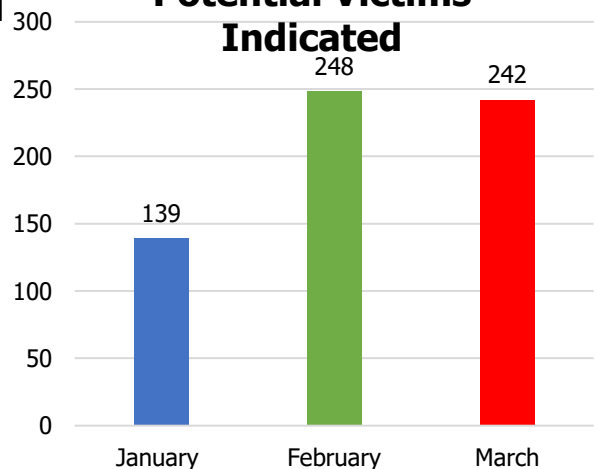
Over the past 3 months the Helpline received 1857 Helpline calls, webforms and app submissions. After the holidays, the helpline calls have increased each month, with a 21% increase in March 2021 as compared to January 2021. March also showed a significant increase in webform submissions, 21% increase versus the prior month in February.



Number of Modern Slavery Cases




Potential Victims Indicated



In Quarter One, each month saw an increase in the number of modern slavery cases opened, with March as the highest. March had 56% higher cases of exploitation assessed than January. However, the most potential victims were indicated on February cases. Modern slavery cases and potential victims are not always directly proportionate; one case may indicate multiple potential victims.

January - March 2021 Totals

 **1422** Calls into the Helpline – 08000 121 700

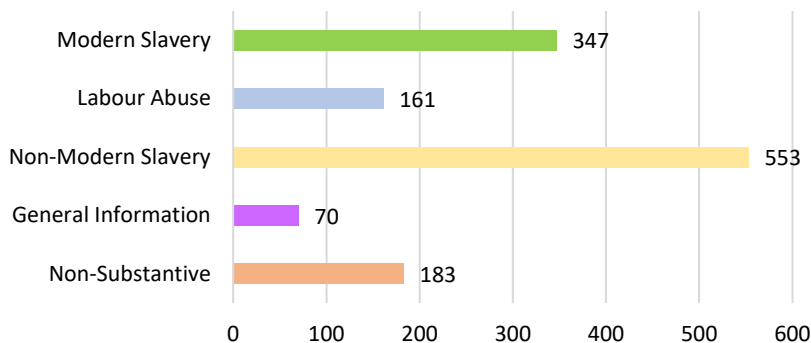
 **425** Online Reports – modernslaveryhelpline.org/report

 **10** App Submissions – Unseen App

 **1314** Cases **347** Cases of Modern Slavery

 **629** Potential Victims of Modern Slavery

Types of Cases



Modern Slavery Cases (one or more indicator of modern slavery identified)

Labour Abuse Cases (one or more indicator of labour abuse)

Non-Modern Slavery Cases (other crimes, vulnerabilities, needs, risks)

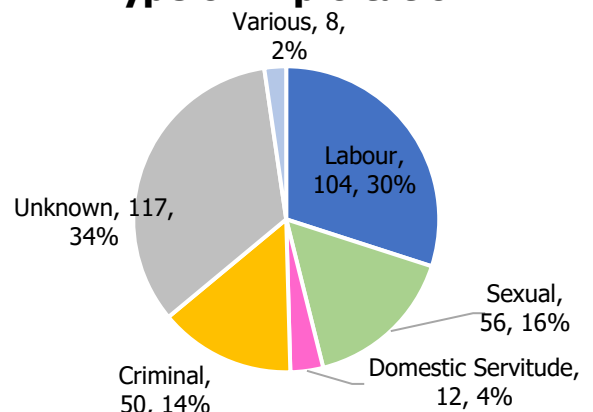
General Information Cases (media, info about Helpline, general Qs about MS in the UK)

Non-Substantive Cases (wrong number, hang ups, inaudible connection)

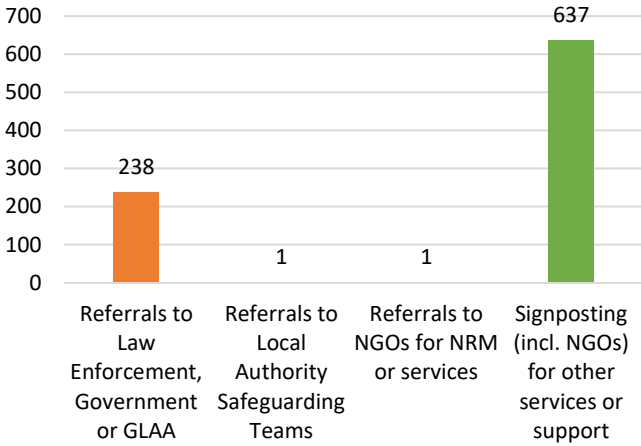
Indicators of modern slavery reported to the Helpline include, but are not limited to, passport confiscation, little or no pay, debt bondage, isolation, monitoring and physical abuse. The Helpline continues to field a significant number of reports of potential labour abuse, which may include: failure to pay national minimum wage, employment contract concerns, inability to take breaks or leave, dangerous working conditions, harassment at the work place. General information cases may relate to requests for Helpline materials and media interviews.

Labour exploitation is repeatedly the most common type of exploitation reported. After labour exploitation, sexual and criminal exploitation remain the next most commonly reported. 'Various' is selected when more than one type of exploitation is reported. Cases with 'unknown' exploitation type may result from a technical assistance call with a professional dealing with a victim where the specific details of the exploitation type are not disclosed on the call.

Type of Exploitation

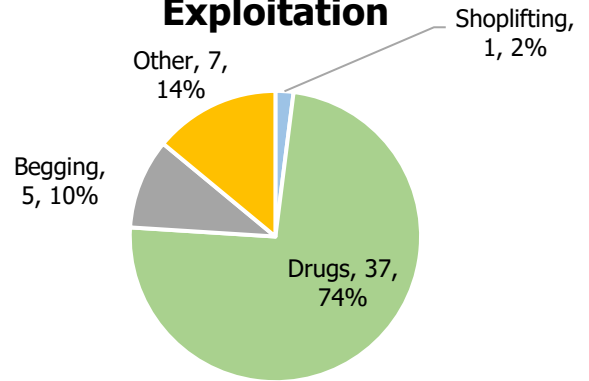


877 Referrals and Signposts



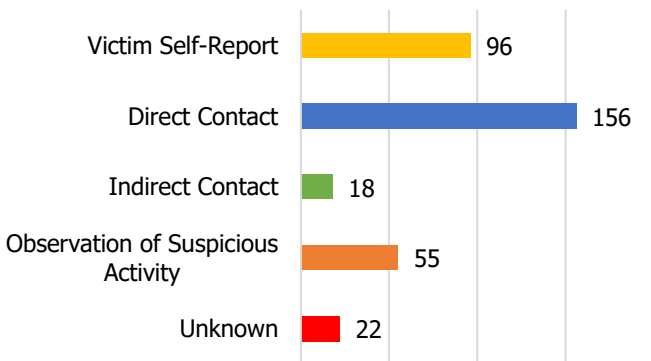
The number of referrals and signposts increased by 32% compared to last quarter with the highest amount since launch in 2016. This increase is due to a whopping 72% increase in signposts. These include actions on Non-MS and labour abuse. Cases may have more than one referral or signpost.

Types of Criminal Exploitation



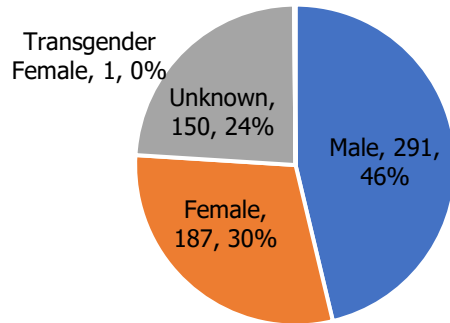
Drugs and begging continue to be the most commonly involved activities for cases of criminal exploitation. This quarter also included activities associated with shoplifting.

Proximity of Caller to the Victim(s) in Modern Slavery Cases



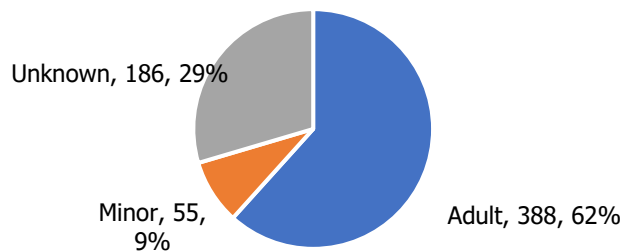
This quarter saw a 19% increase in the number of cases where a victim self-reported. Almost three-fourths (73%) of modern slavery cases either involved a report from someone in direct contact with the victim (45%) or the victim themselves (28%). Callers in direct contact with a victim may include an NGO, friends or family of the potential victim, health professional, police, or social services. Indirect contact is recorded where the caller knows of the situation or the individual involved. 'Observation of suspicious activity' refers to third party tip offs, where often limited information is known.

Gender of Potential Victims of Modern Slavery



The gender of potential victims is recorded by the Helpline where this is provided by the caller. If the caller is unable to specify the gender of indicated victims, 'unknown' is recorded.

Age of Potential Victims of Modern Slavery



Potential victims' ages are recorded based on caller information. If the caller does not know the age of the victim, 'unknown' is recorded. In all cases, the Helpline seeks to establish if a minor is involved in a situation.

England



582 Calls relating to cases in England



173 Online Reports



0 App Submissions



159 Cases of Modern Slavery



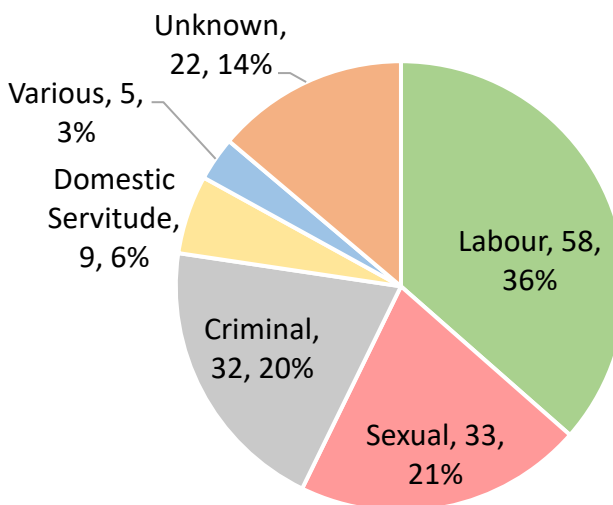
364 Potential Victims of Modern Slavery

The Helpline may receive multiple calls about one case. Calls relating to cases of modern slavery reportedly occurring in England are recorded above, even though the caller may be calling from another country. Sometimes callers speak in general terms about cases in England but may not specify a particular area or location.

Along with calls on modern slavery cases, the 582 calls reported above may also be for non-modern slavery, labour abuse, or general information cases with a reported caller location of England.

The pie chart on the right shows a breakdown of the situations assessed to be modern slavery. This quarter shows a percentage breakdown of exploitation that is largely similar to the prior quarter. Similar to the overall picture, labour remains the most common form of exploitation with sexual and criminal exploitation the next most frequently reported.

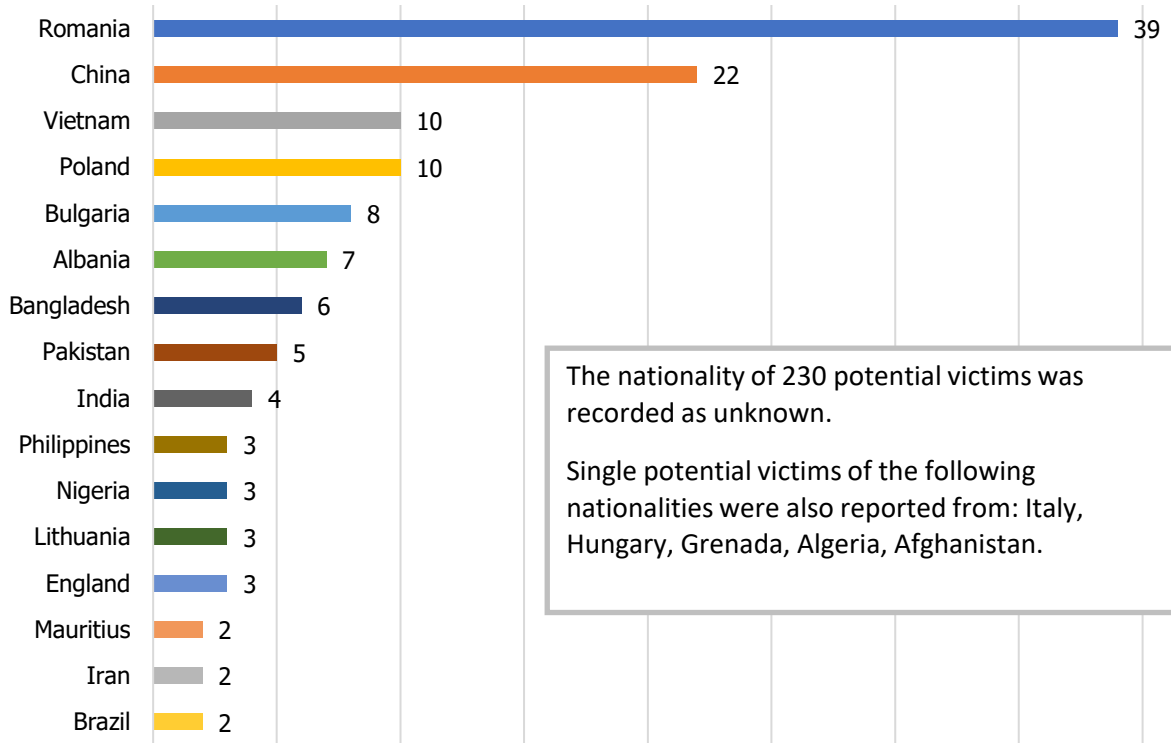
Type of Exploitation



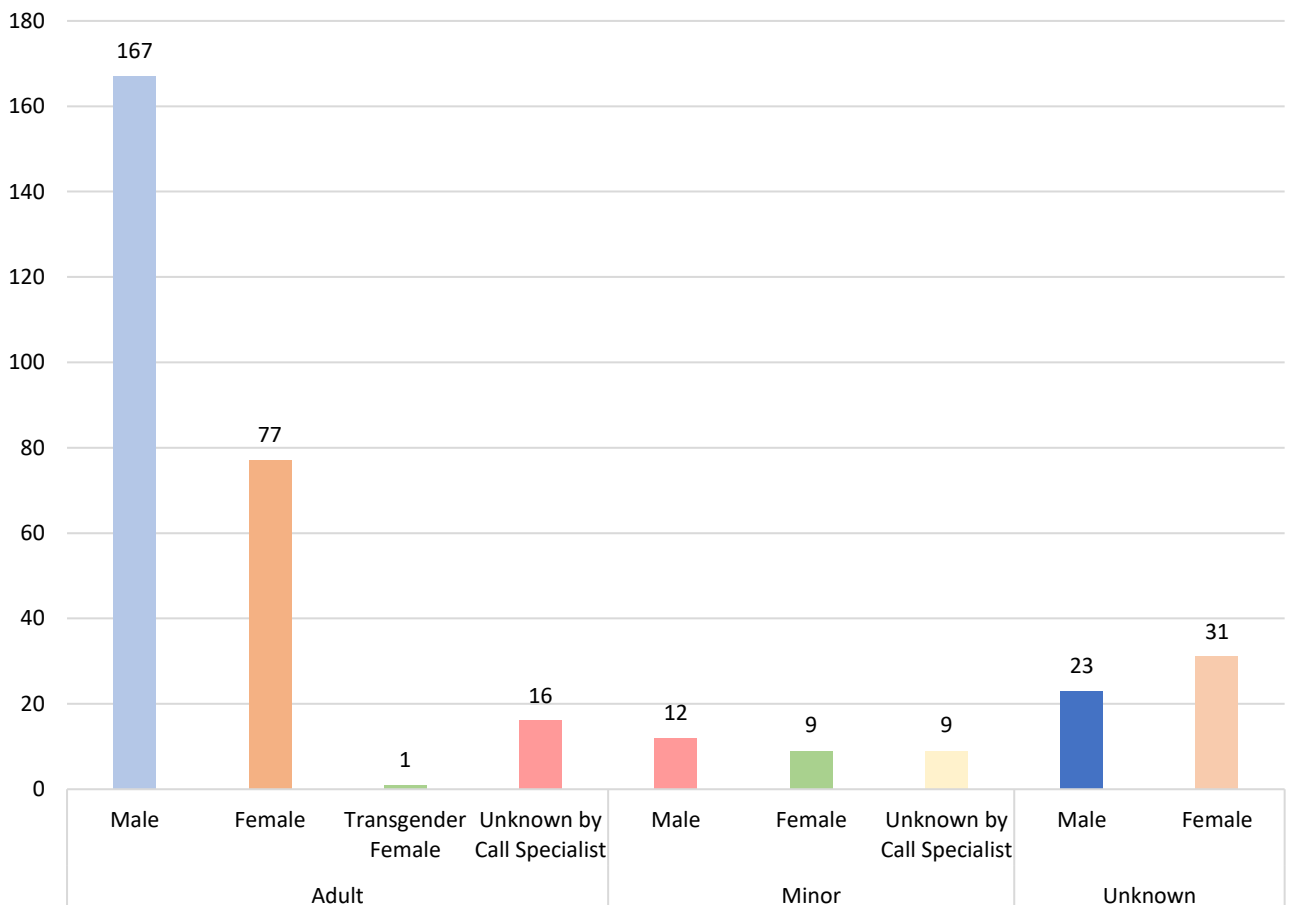
105 Referrals to Police forces
1 referrals to Local Authorities

} on modern slavery cases

Common Potential Victim Nationalities - England



England: Potential Victim Demographics: Age, Gender



Scotland



42 Calls relating to cases in Scotland



9 Online Reports



0 App Submissions

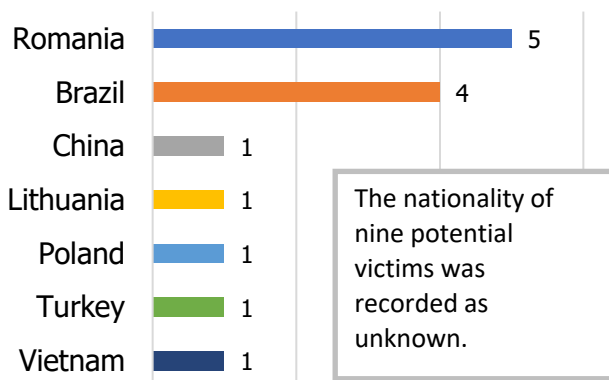


11 Cases of Modern Slavery

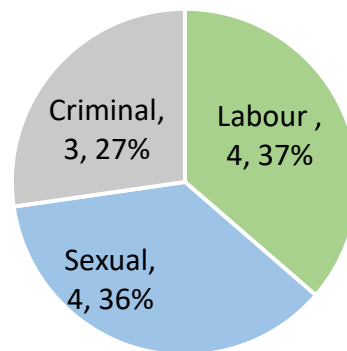


23 Potential Victims of Modern Slavery

Potential Victim Nationalities



Type of Exploitation



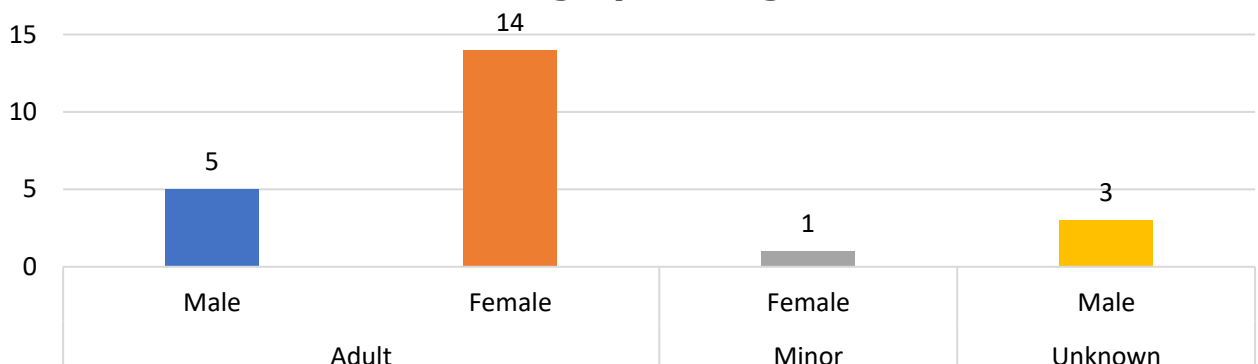
This quarter reflects a striking 75% increase in calls as compared to the prior quarter (24) and a 77% increase in the number of potential victims of modern slavery indicated. The demographics of potential victims are more diverse with an additional two more nationalities reported. Interestingly though, the number of modern slavery cases as well as the breakdown of types of exploitation are almost the same.



7 Referrals to Police forces
0 referrals to Local Authorities

on modern slavery cases

Victim Demographics: Age, Gender



Wales



54 Calls relating to cases in Wales



15 Online Reports



0 App Submissions



1 Cases of Modern Slavery

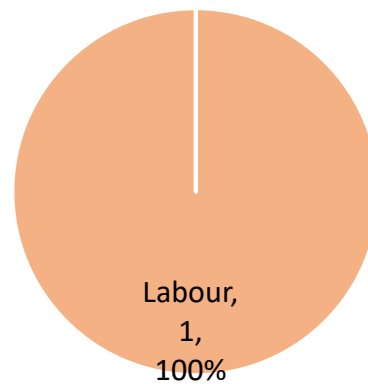


2 Potential Victims of Modern Slavery

Potential Victim Nationalities



Type of Exploitation



While this quarter saw a 135% increase in the number of calls and 67% increase in the number of webforms compared to the prior quarter, the picture of what was reported is significantly different with reduced cases of modern slavery and potential victims indicated.



1 Referrals to Police forces
0 referrals to Local Authorities

on modern slavery cases

Victim Demographics: Age, Gender



Northern Ireland



12 Calls relating to cases in Northern Ireland



2 Online Reports



0 App Submissions

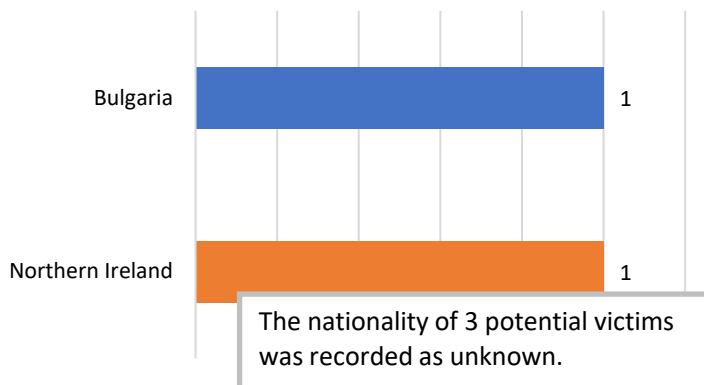


3 Cases of Modern Slavery

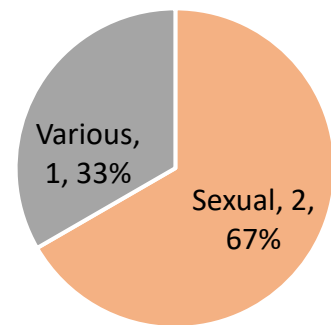


5 Potential Victims of Modern Slavery

PV Nationalities Record Count



Type of Exploitation

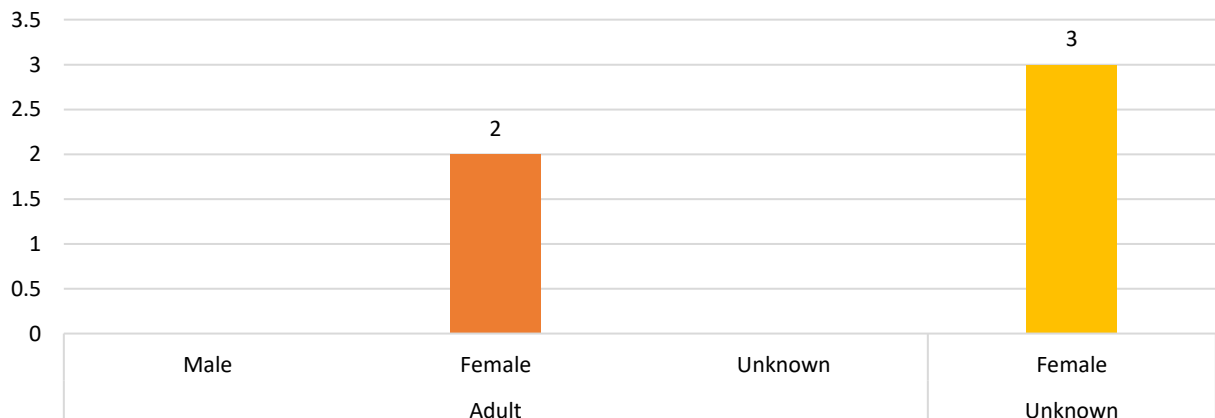


As compared to the prior quarter (quarter four 2020), in quarter one 2021 the MSEH recorded 12 times as many helpline calls related to Northern Ireland cases which resulted in three times as many modern slavery cases and five times as many potential victims indicated. Quarter Four 2020 recorded one helpline call, 1 case of modern slavery and 1 potential victim for cases related to Northern Ireland.



1 Referrals to Police on modern slavery cases

Victim Demographics: Age, Gender





Referrals to UK-Wide Agencies

| | Total # of Modern Slavery Case Referrals | Type of Exploitation | | | | | | Total # of Victims |
|-----------------------|--|----------------------|--------|----------|----------|---------|---------|--------------------|
| | | Labour | Sexual | Criminal | Domestic | Various | Unknown | |
| National Crime Agency | 1 | 0 | 0 | 0 | 0 | 0 | 1 | 1 |
| GLAA | 4 | 4 | 0 | 0 | 0 | 0 | 0 | 22 |
| UKVI | 26 | 22 | 2 | 0 | 1 | 1 | 0 | 58 |



732 Calls relating to cases outside the UK or an unknown location



226 Online Reports relating to cases outside the UK or an unknown location



10 App Submissions relating to cases outside the UK or an unknown location



175 Cases of Modern Slavery outside the UK or an unknown location



235 Potential Victims of Modern Slavery

| Country | Type of Exploitation | | | | | | Total # of Potential MS Victims | Country | Type of Exploitation | | | | | | Total # of Potential MS Victims |
|-----------|----------------------|--------|----------|----------|---------|---------|---------------------------------|-------------|----------------------|--------|----------|----------|---------|---------|---------------------------------|
| | Labour | Sexual | Criminal | Domestic | Various | Unknown | | | Labour | Sexual | Criminal | Domestic | Various | Unknown | |
| Albania | | 2 | | | 1 | | 3 | Germany | 1 | | | | | 1 | 2 |
| Belgium | | 3 | | | | | 4 | Russia | 1 | | | | | | 1 |
| China | 1 | 1 | | | | | 2 | Italy | 1 | | | | | | 3 |
| Ecuador | 1 | | | | | | 1 | Kenya | | | 1 | | | | 6 |
| Ireland | | 1 | | | | | 1 | Libya | 21 | | | 1 | | | 52 |
| Nigeria | | | | 2 | | 1 | 3 | Sudan | 2 | | | | | | 2 |
| France | 3 | | | | | 1 | 7 | Netherlands | | 1 | | | | | 1 |
| Macedonia | 1 | | | | | | 1 | Somalia | 1 | | | | | | 1 |
| Panama | 1 | | | | | | 4 | UAE | 1 | | | | | | 4 |
| | | | | | | | | USA | 1 | 1 | | | | | 3 |



Outside of the modern slavery cases shown in the table, the Helpline also received calls regarding general information and non-MS cases from various countries. The number of modern slavery cases or PVs when summed by country may not equal the total number of modern slavery cases, because a single case (or victim) may report exploitation in multiple countries.

Disclaimer: This report represents a summary of the calls received into the UK-wide Modern Slavery & Exploitation Helpline between January and March 2021. It is not intended to provide a comprehensive assessment of Modern Slavery in the UK. The number of potential modern slavery cases and potential victims indicated are based on the information provided to the Helpline at the time of the contact. The Helpline does not corroborate or seek to prove the information provided.