

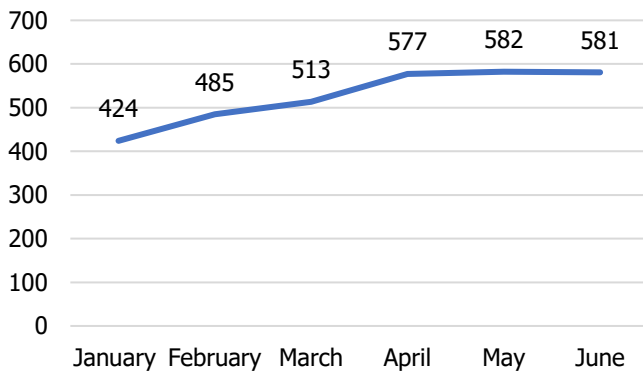
# Q2 Statistical Report 2021 Summary

## Overall Quarter Two Observations

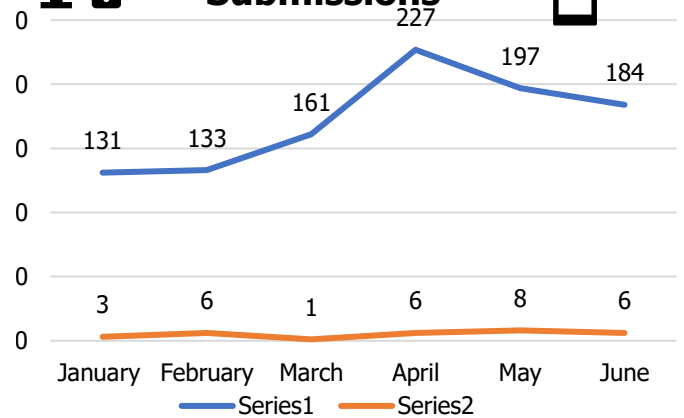
- Quarter two showed a 20% increase in modern slavery cases (347 to 415) and a 17% increase (629 to 739) in potential victims indicated as compared to the previous quarter.
- As has been consistently reported, Romanian was the highest recorded potential victim nationality for England (48), and also for Scotland (4) and Northern Ireland (4). Vietnam was the most common nationality reported in Wales (2).
- April saw the highest number of webforms (227) while May saw the highest number of calls (582) in Quarter Two.



## Helpline Calls



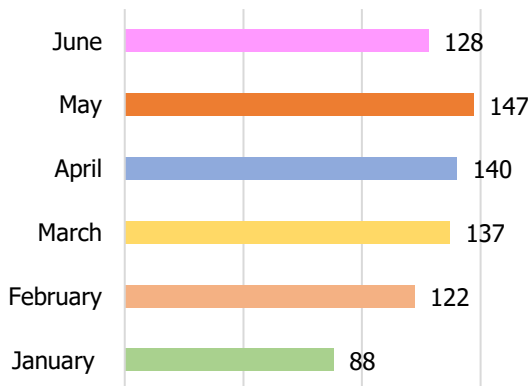
## Webforms and App Submissions



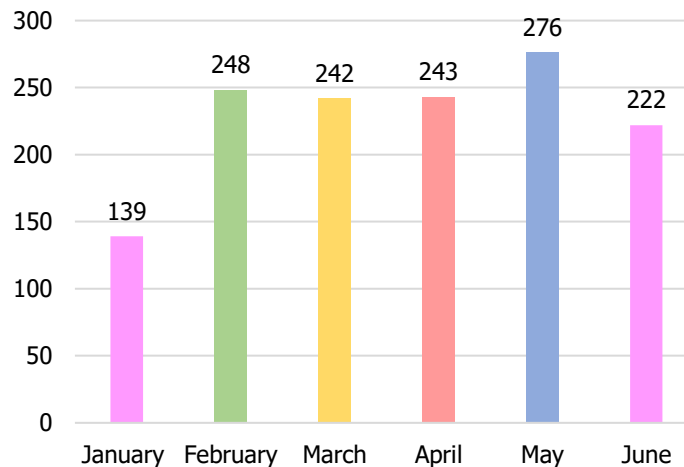
As lockdown measures from the Covid-19 pandemic began to ease in March, an increase in contacts were recorded. Over the past 3 months the Helpline received 2368 Helpline calls, webforms and app submissions, a 28% increase from Q1 2021. April saw the highest number of webform submissions (227) this year while May held the highest number of helpline calls (582).



## Number of Modern Slavery Cases




## Potential Victims Indicated



In 2021, the Helpline recorded a 20% increase in modern slavery cases from quarter one to quarter two (347 to 415) with a 17% increase in potential victims indicated from quarter one (629) to quarter two (739).

# April – June 2021 Totals

 **1740** Calls into the Helpline – 08000 121 700

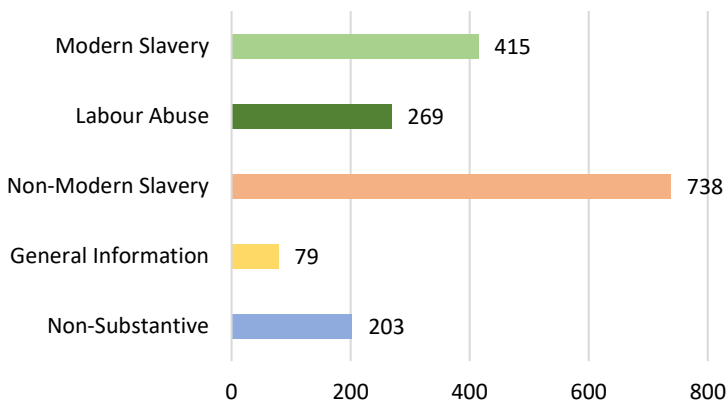
 **608** Online Reports – [modernslaveryhelpline.org/report](https://modernslaveryhelpline.org/report)

 **20** App Submissions – Unseen App

 **1704** Cases **415** Cases of Modern Slavery

 **741** Potential Victims of Modern Slavery

## Types of Cases



**Modern Slavery Cases** (one or more indicator of modern slavery identified)

**Labour Abuse** (one or more indicators of labour abuse)

**Non-Modern Slavery Cases** (other crimes, vulnerabilities, needs, risks)

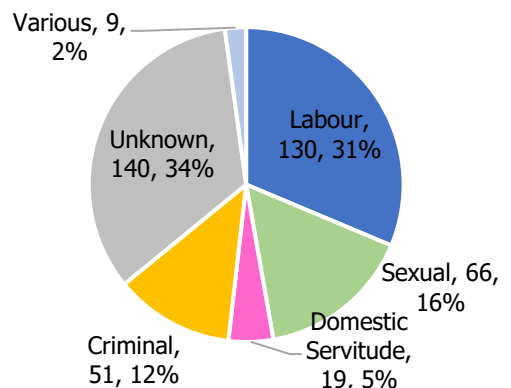
**General Information Cases** (media, info about Helpline, general Qs about MS in the UK)

**Non-Substantive Cases** (wrong number, hang ups, inaudible connection)

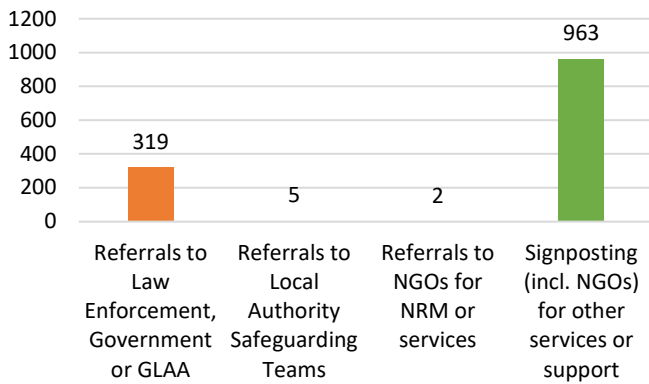
Indicators of modern slavery reported to the Helpline include, but are not limited to, passport confiscation, little or no pay, debt bondage, isolation, monitoring and physical abuse. Many of the general information cases relate to requests for Helpline materials and media interviews. A significant proportion of non-modern slavery cases relate to potential labour abuse, payment issues or employment contract concerns. Modern slavery cases reported to the Helpline may be from various locations in the UK or even abroad and may not be city or town specific.

Overall, Q2 showed 20% more modern slavery cases reported than the previous quarter. Labour exploitation is repeatedly the most common type of exploitation reported. This quarter, labour exploitation increased 25% (104 to 130); sexual exploitation increased 18% (56 to 66); domestic servitude increased 58% (12 to 19). 'Various' is selected when more than one type of exploitation is reported. Cases with 'unknown' exploitation type may result from a technical assistance call with a professional dealing with a victim where the specific details of the exploitation type are not disclosed on the call.

## Type of Exploitation

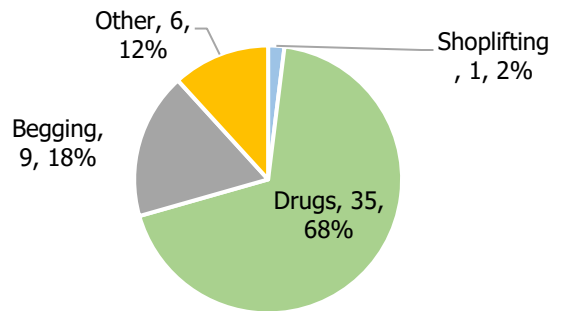


## 1289 Referrals and Signposts



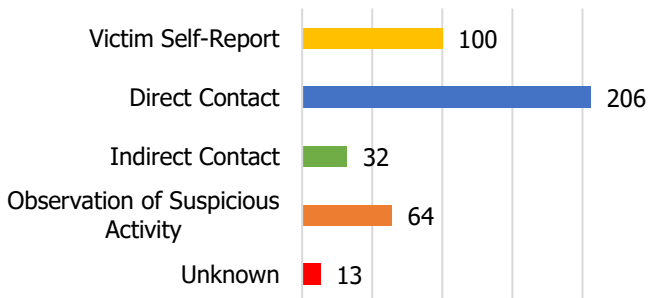
The number of referrals and signposts increased by 47% compared to last quarter (877 to 1289). These include actions on Non-MS cases, which may be made for other crimes indicated or Non-MS related safeguarding concerns. Cases may have more than one referral or signpost.

## Types of Criminal Exploitation



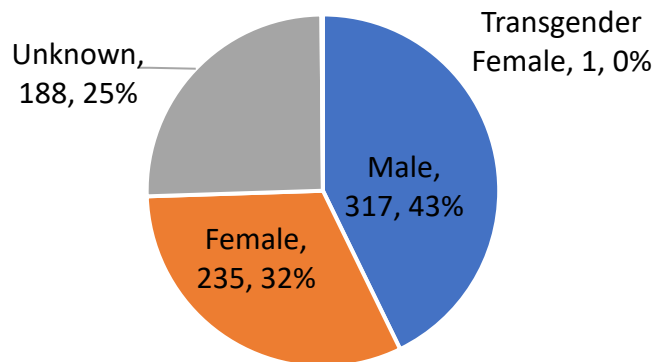
Drugs and begging continue to be the most commonly involved activities for cases of criminal exploitation.

## Proximity of Caller to the Victim(s) in Modern Slavery Cases



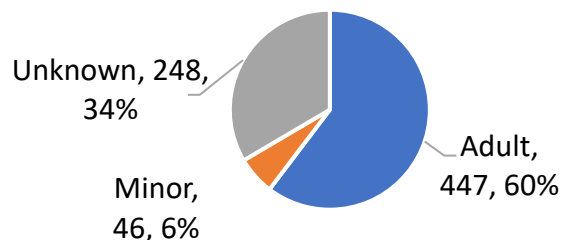
Almost three-fourths of the modern slavery cases (74%) either involved a report from someone in direct contact with the victim (50%) or the victim themselves (24%). Reports from individuals in indirect contact with the victim rose 78% as compared to the previous quarter. Callers in direct contact with a victim may include an NGO, friends or family of the potential victim, health professional, police, or social services. Indirect contact is recorded where the caller knows of the situation or the individual involved. 'Observation of suspicious activity' refers to third party tip offs, where often limited information is known.

## Gender of Potential Victims of Modern Slavery



The gender of potential victims is recorded by the Helpline where this is provided by the caller. If the caller is unable to specify the gender of indicated victims, 'unknown' is recorded.

## Age of Potential Victims of Modern Slavery



Potential victims' ages are recorded based on caller information. If the caller does not know the age of the victim, 'unknown' is recorded. In all cases, the Helpline seeks to establish if a minor is involved in a situation.

# England



**783** Calls relating to cases in England



**275** Online Reports



**3** App Submissions



**212** Cases of Modern Slavery



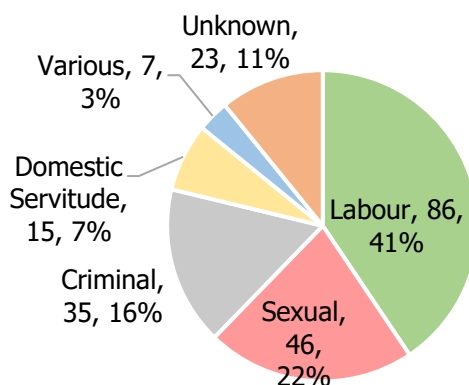
**459** Potential Victims of Modern Slavery

The Helpline may receive multiple calls about one case. Calls relating to cases of modern slavery reportedly occurring in England are recorded above, even though the caller may be calling from another country. Sometimes callers speak in general terms about cases in England but may not specify a particular area or location.

Along with calls on modern slavery cases, the 783 calls related to England may also be for non-modern slavery or general information cases with a reported caller location of England.

## Type of Exploitation

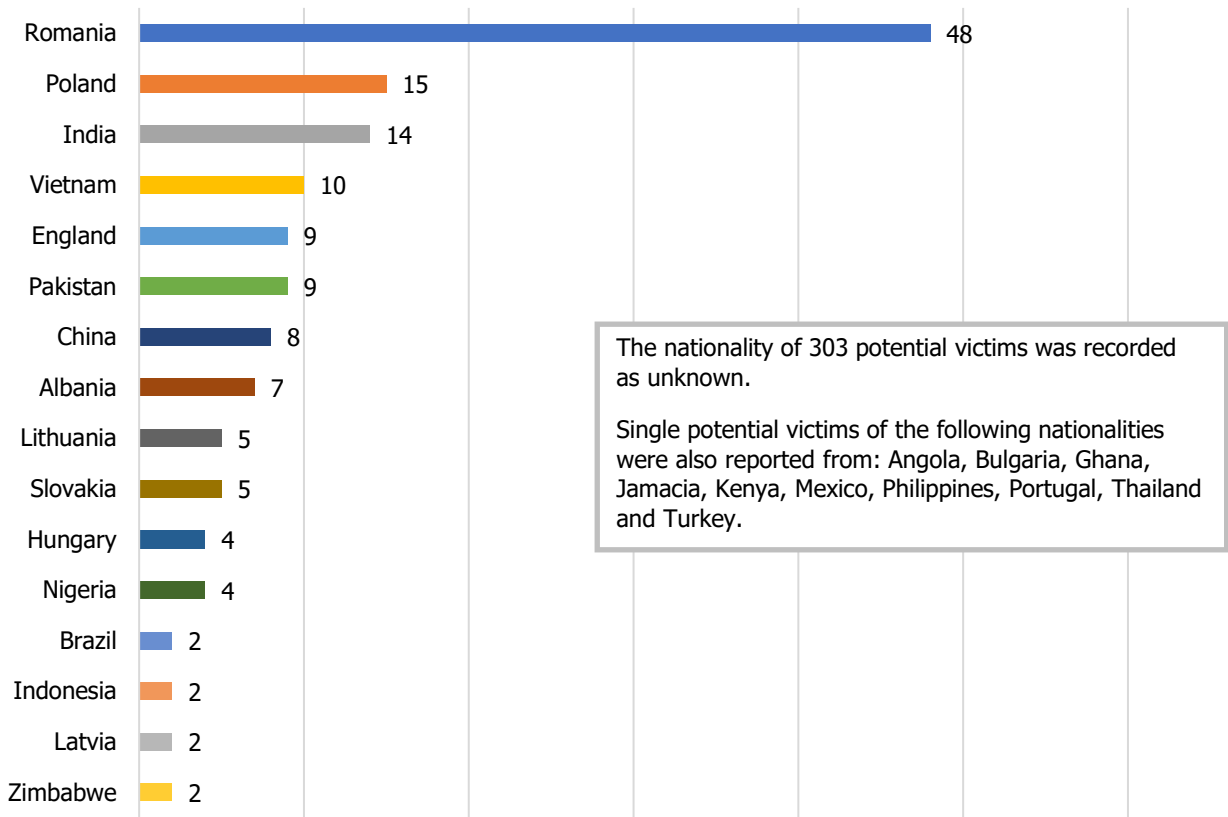
This quarter shows an overall 33% increase in the number of modern slavery cases reported to have occurred in England. A 48% increase in labour exploitation reported in England (58 to 86 cases) is reflected this quarter. Sexual exploitation cases increased 39% (33 to 46), and domestic servitude increased 67% (9 to 15). Criminal exploitation also increased slightly, by 9% (32 to 35).



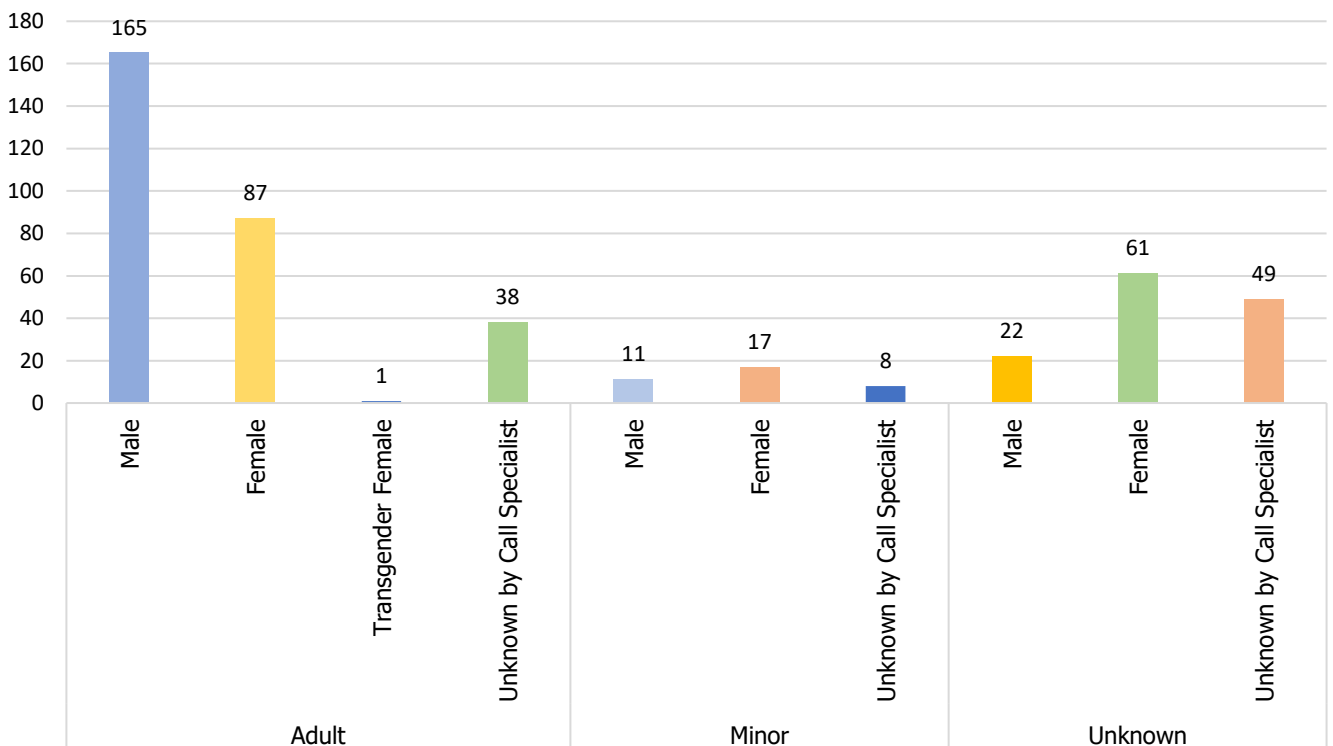
**132** Referrals to Police forces  
**5** referrals to Local Authorities

} on modern slavery cases

## Common Potential Victim Nationalities - England



## England: Potential Victim Demographics: Age, Gender



# Scotland



**46** Calls relating to cases in Scotland



**20** Online Reports



**0** App Submissions

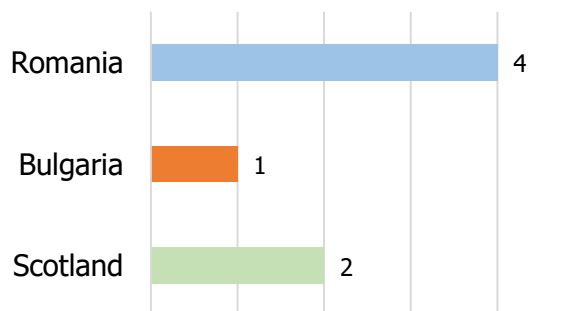


**8** Cases of Modern Slavery

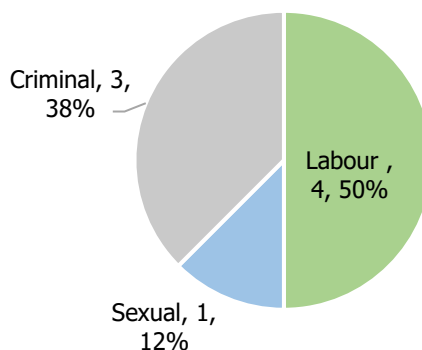


**25** Potential Victims of Modern Slavery

### Potential Victim Nationalities



### Type of Exploitation



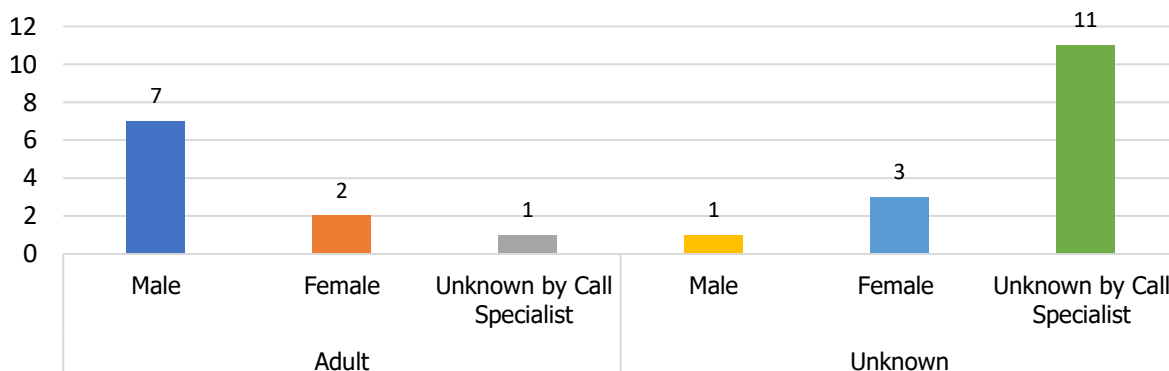
Webforms regarding cases related to Scotland more than doubled this quarter (20) as compared to the previous quarter (9), and calls related to cases in Scotland rose slightly this quarter, from 42 to 46. Interesting, there was only a slight increase in the number of victims indicated this quarter (25) as compared to quarter one (23).



**6 Referrals to Police forces**  
**0 referrals to Local Authorities**

on modern slavery cases

### Victim Demographics: Age, Gender



# Wales



**26** Calls relating to cases in Wales



**6** Online Reports



**0** App Submissions

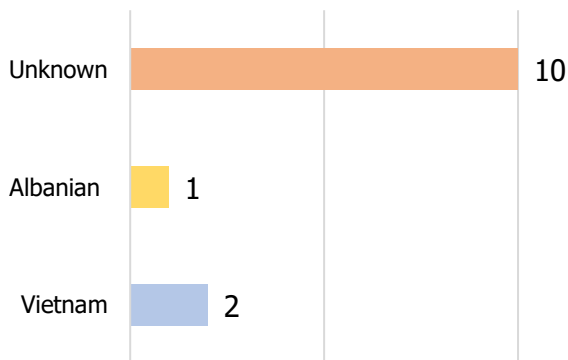


**6** Cases of Modern Slavery

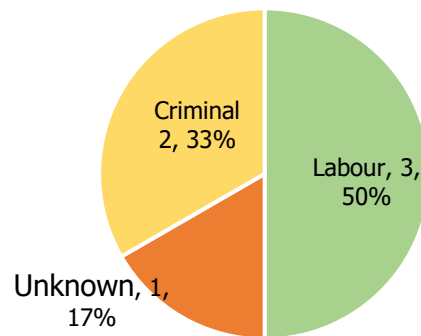


**13** Potential Victims of Modern Slavery

**Potential Victim Nationalities**



**Type of Exploitation**



This quarter saw six times as many modern slavery cases reported (6) as compared to the previous quarter (1). Potential victims indicated rose by 550% (from 2 to 13). This quarter also showed more variation in type of exploitation, as labour was the type of the single modern slavery case in quarter one.



**4 Referrals to Police forces**  
**0 referrals to Local Authorities**

on modern slavery cases

Police Force Region	Total # of Modern Slavery Cases	Type of Exploitation						Total # of Victims	Adults			Minors			Unknown Age			Total # of MS Referrals Submitted		
		Labour	Sexual	Criminal	Domestic Servitude	Various	Unknown		Male	Female	Unknown	Male	Female	Unknown	Male	Female	Unknown	Police	Local Authority	
Dyfed Powys Police	0	0	0	0	0	0	0	0	0	0	0	0	0	0	0	0	0	0	0	
Gwent Police	0	0	0	0	0	0	0	0	0	0	0	0	0	0	0	0	0	0	0	
North Wales Police	2	1	0	1	0	0	0	3	0	2	0	1	0	0	0	0	0	0	1	0
South Wales Police	3	2	0	0	0	0	1	9	8	0	0	0	0	0	0	0	0	0	1	3

# Northern Ireland



**7** Calls relating to cases in Northern Ireland



**0** Online Reports



**1** App Submissions

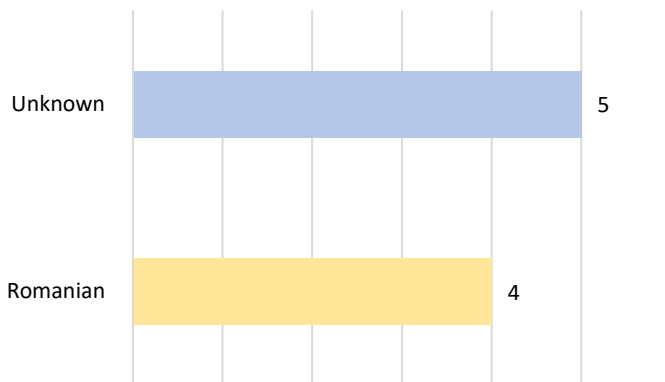


**3** Cases of Modern Slavery

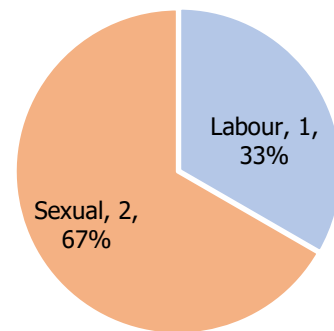


**9** Potential Victims of Modern Slavery

## Potential Victim Nationalities



## Type of Exploitation

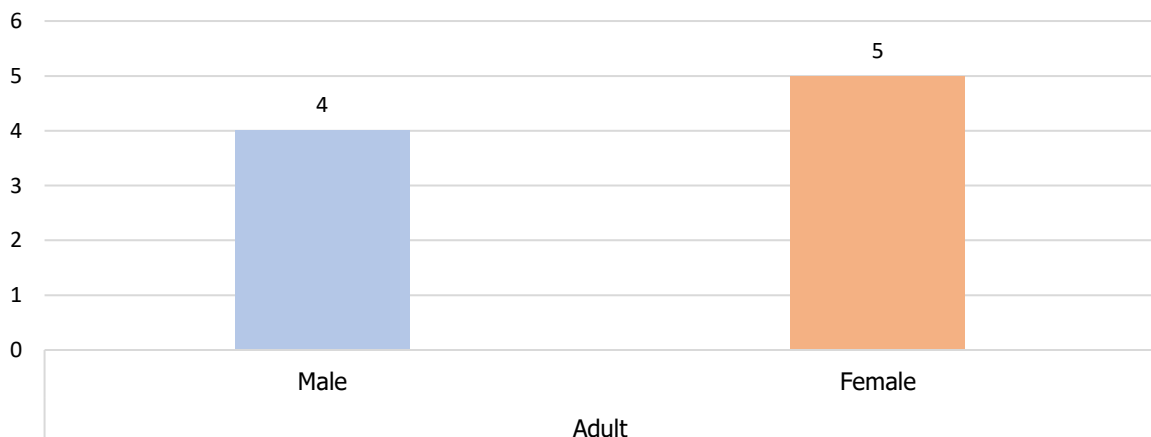


Interestingly, this quarter showed the exact same number of modern slavery cases reported as the previous quarter (3); however, potential victims indicated rose by 80% (5 to 9). While Romanian accounted for the nationality of at least 44% of the potential victims indicated this quarter, no Romanian nationals were reported as potential victims in quarter one.



**2** Referrals to Police on modern slavery cases

## Victim Demographics: Age, Gender







# Referrals to UK-Wide Agencies

Agency	Total # of Modern Slavery Case Referrals	Type of Exploitation						Total # of Victims
		Labour	Sexual	Criminal	Domestic	Various	Unknown	
National Crime Agency	8	2	4	0	2	0	0	14
GLAA	8	8	0	0	0	0	0	38
UKVI	33	25	2	4	1	1	0	52
HMRC	6	6						14



**878** Calls relating to cases outside the UK or an unknown location



**307** Online Reports



**16** App Submissions



**186** Cases of Modern Slavery



**235** Potential Victims of Modern Slavery

Country	Type of Exploitation						Total # of Potential MS Victims	Country	Type of Exploitation						Total # of Potential MS Victims
	Labour	Sexual	Criminal	Domestic	Various	Unknown			Labour	Sexual	Criminal	Domestic	Various	Unknown	
Albania	2	3				1	11	Latvia	1						1
Belarus	1						1	Libya	15				1		27
China	6	1					16	Netherlands	1						1
Colombia		1					2	Pakistan				1			1
France	2			1			3	Qatar				1			1
Germany	1			1		1	5	Romania		1				1	3
Greece						1	1	Russia	5	1			1		21
Iran	1						1	Saudi Arabia	1			1			4
Iraq	1						1	Turkey	3						8
Ireland			1				2	Ukraine			1			1	2
Kenya						1	1	Vietnam	1			1			3



Outside of the modern slavery cases shown in the table, the Helpline also received calls regarding general information and non-MS cases from various countries. The number of modern slavery cases or PVs when summed by country may not equal the total number of modern slavery cases, because a single case (or victim) may report exploitation in multiple countries.

**Disclaimer:** This report represents a summary of the calls received into the UK-wide Modern Slavery & Exploitation Helpline between April and June 2021. It is not intended to provide a comprehensive assessment of Modern Slavery in the UK. The number of potential Modern Slavery cases and victims indicated are based on the information provided to the Helpline at the time of the contact. The Helpline does not corroborate or seek to prove the information provided.