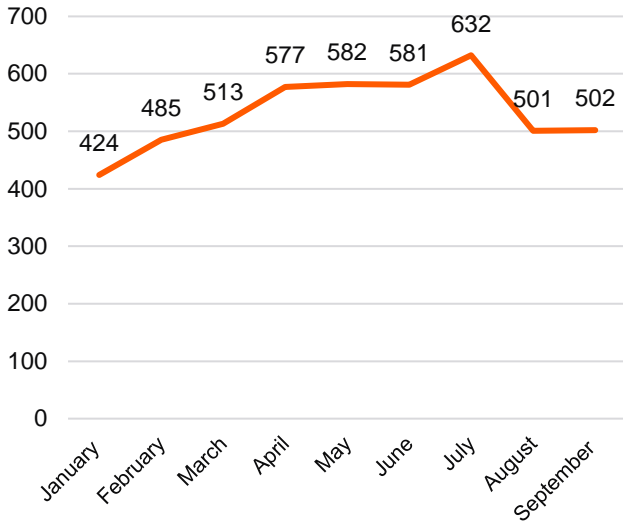


quarter three statistical report 2021 summary

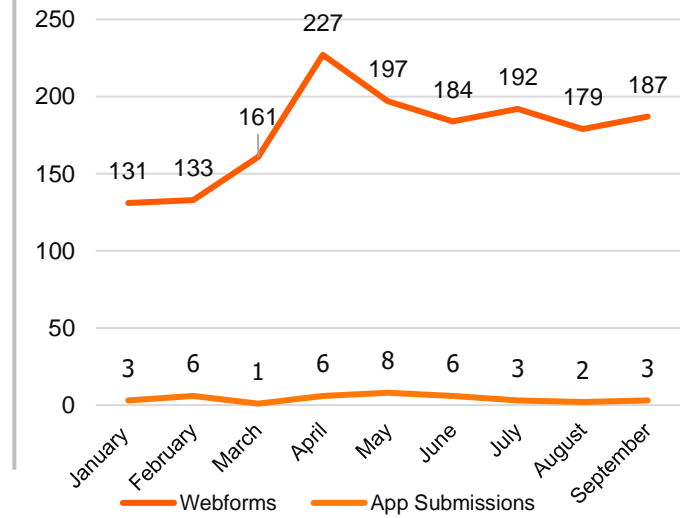
- Calls were received across all four UK countries. Reports of exploitation spanned 34 police forces across England.
- As has been consistently reported, Romania was the highest recorded potential victim nationality in England; China was the most common for Scotland; Argentina was the most commonly reported nationality for Wales.
- July 2021 held the highest number of helpline calls, a 9% increase from the prior month.



helpline calls



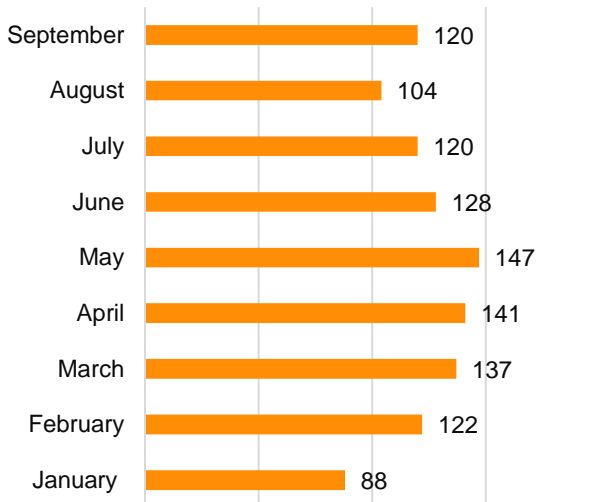
webforms and app submissions



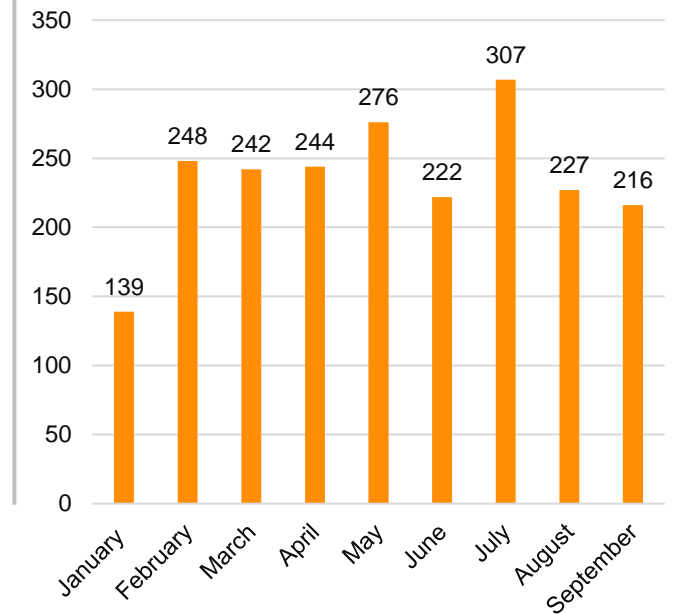
July had the highest number of calls in 2021, with a 9% increase from calls in June. July also had a 4% increase in webforms from the end of the previous quarter, June. Lower call volumes in August and September correlate with many in the UK on holiday.



number of modern slavery cases



potential victims indicated



The number of potential victims (PVs) increased from 741 to 750, an increase of 1.2% this quarter, while the number of modern slavery cases decreased this quarter from 415 to 344, a decrease of 17%. Cases and victims do not always fluctuate in direct proportion. One case may have many PVs or just one.

July – September 2021 totals



1,635 Calls into the Helpline – 08000 121 700



558 Online reports – modernslaveryhelpline.org/report



8 App submissions – Unseen app

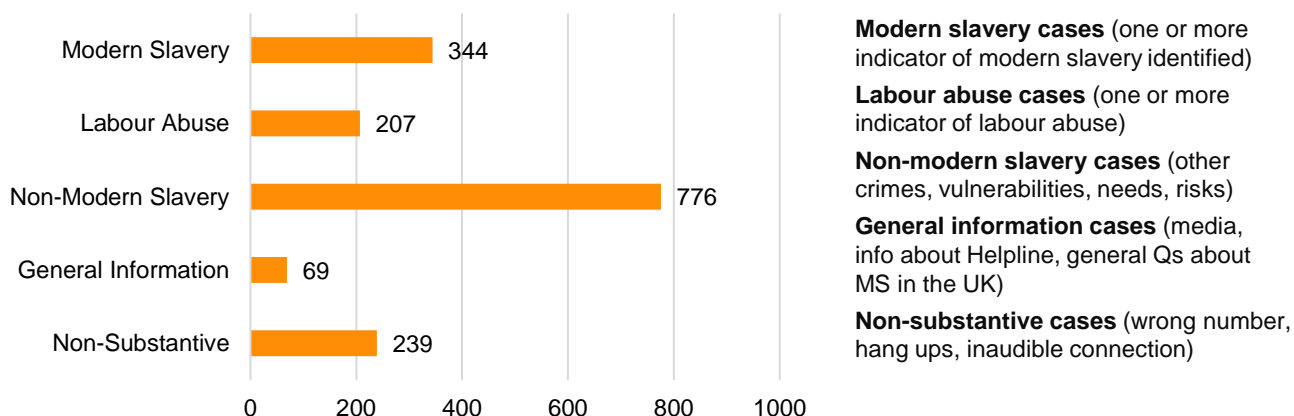


1,635 Cases **344** Cases of modern slavery



750 Potential victims of modern slavery

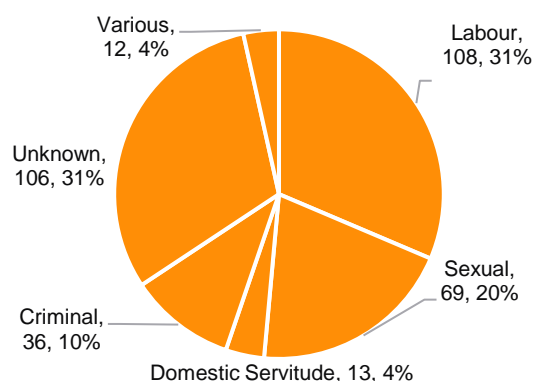
types of cases



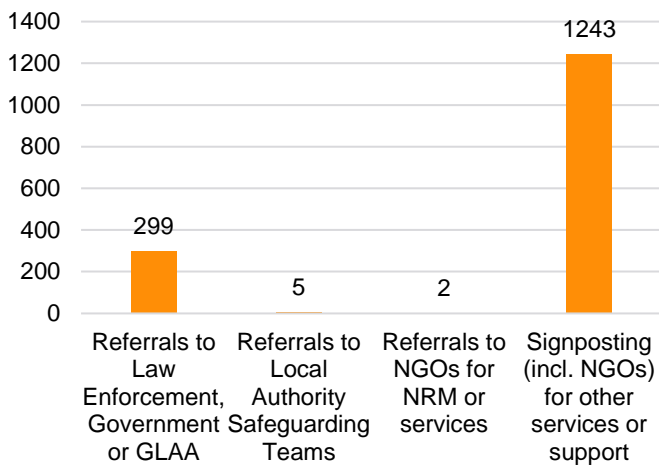
Indicators of modern slavery reported to the Helpline include, but are not limited to, passport confiscation, little or no pay, debt bondage, isolation, monitoring and physical abuse. The Helpline continues to field a significant number of reports of potential labour abuse, which may include: failure to pay national minimum wage, employment contract concerns, inability to take breaks or leave, dangerous working conditions, harassment at the work place. General information cases may relate to requests for Helpline materials and media interviews.

The number of sexual exploitation cases increased (66 to 69) from quarter two to quarter three, despite a decrease in modern slavery cases reported to the Helpline in quarter three, compared to quarter two.. The percentages of each type of exploitation remained largely the same. 'Various' is selected when more than one type of exploitation is reported. Cases with 'unknown' exploitation type may result from a technical assistance call with a professional dealing with a victim where the specific details of the exploitation type are not disclosed on the call.

type of exploitation

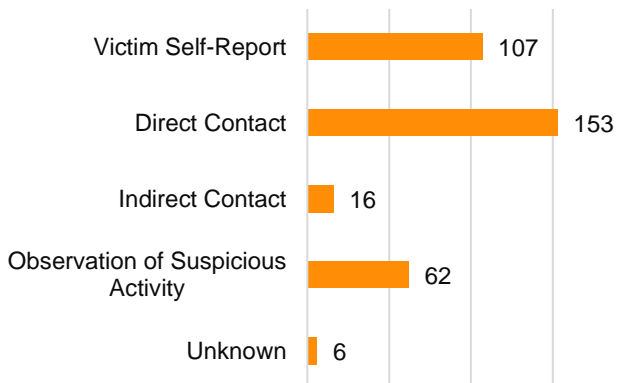


1,549 referrals and signposts



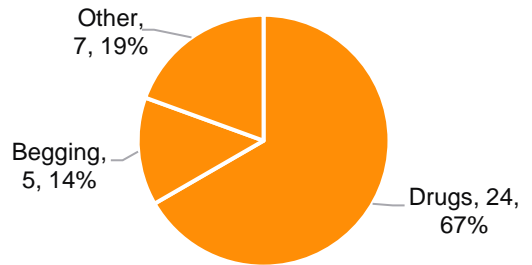
Referrals and signposts increased by 20% from the prior quarter (1,289 to 1,549). Consistently, the overwhelming majority of referrals are to police and government entities for investigation or NRM applications. These include actions on Non MS cases, which may be made for other crimes indicated or safeguarding concerns. Cases may have more than one referral or signpost.

proximity of caller to the victim(s) in modern slavery cases



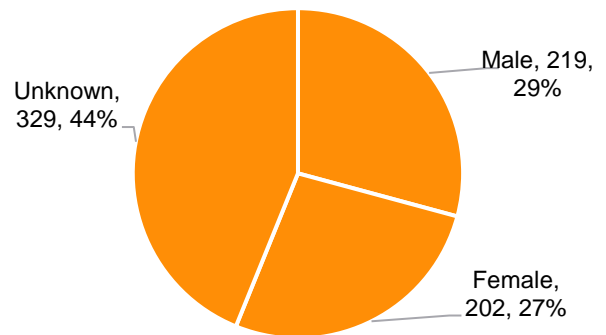
Three-fourths of the modern slavery cases (75%) either involved a report from someone in direct contact (44%) or the victim themselves (31%). Reports from individuals in indirect contact approximately halved from the prior quarter, as did those of unknown proximity. Callers in direct contact with a victim may include an NGO, friends or family of the potential victim, health professional, police, or social services. Indirect contact is recorded where the caller knows of the situation or the individual involved. 'Observation of suspicious activity' refers to third party tip offs, where often limited information is known.

types of criminal exploitation



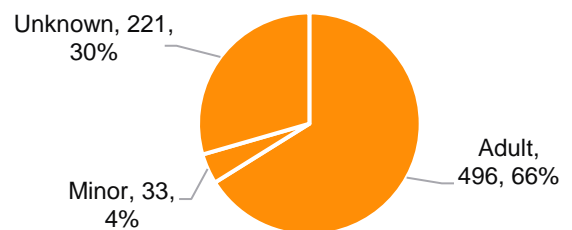
As in quarter one and quarter two, in quarter three drug activity is involved in the majority of criminal exploitation cases reported. Other includes robbery and financial fraud.

gender of potential victims of modern slavery



The gender of potential victims is recorded by the Helpline where this is provided by the caller. If the caller is unable to specify the gender of indicated victims, 'unknown' is recorded.

age of potential victims of modern slavery



Potential victims' ages are recorded based on caller information. If the caller does not know the age of the victim, 'victim' is recorded. In all cases, the Helpline seeks to establish if a minor is involved in a situation.

England



783 Calls relating to cases in England



247 Online reports



1 App submissions



181 Cases of modern slavery

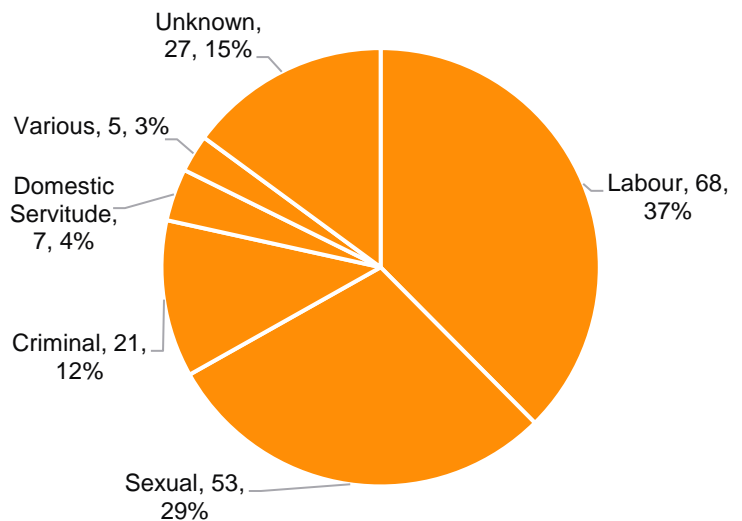


369 Potential victims of modern slavery

The Helpline may receive multiple calls about one case. Calls relating to cases of modern slavery reportedly occurring in England are recorded above, even though the caller may be calling from another country. Sometimes callers speak in general terms about cases in England but may not specify a particular area or location.

Along with calls on modern slavery cases, the 783 calls reported above may also be for non-modern slavery, labour abuse, or general information cases with a reported caller location of England.

type of exploitation



The pie chart on the right shows a breakdown of the situations assessed to be modern slavery. This quarter shows a percentage breakdown of exploitation that is largely similar to the prior quarter. Similar to the overall picture, labour remains the most common form of exploitation with sexual and criminal exploitation the next most frequently reported.

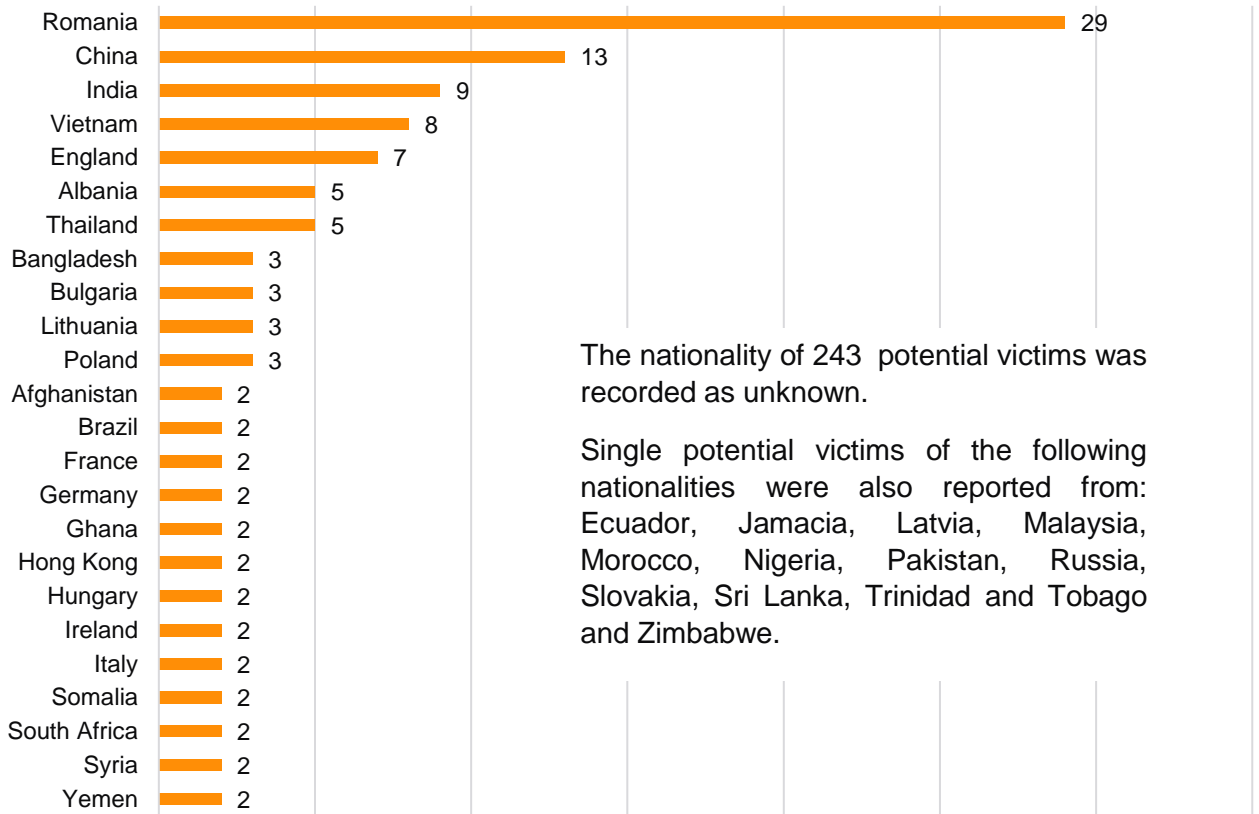


145 Referrals to police forces

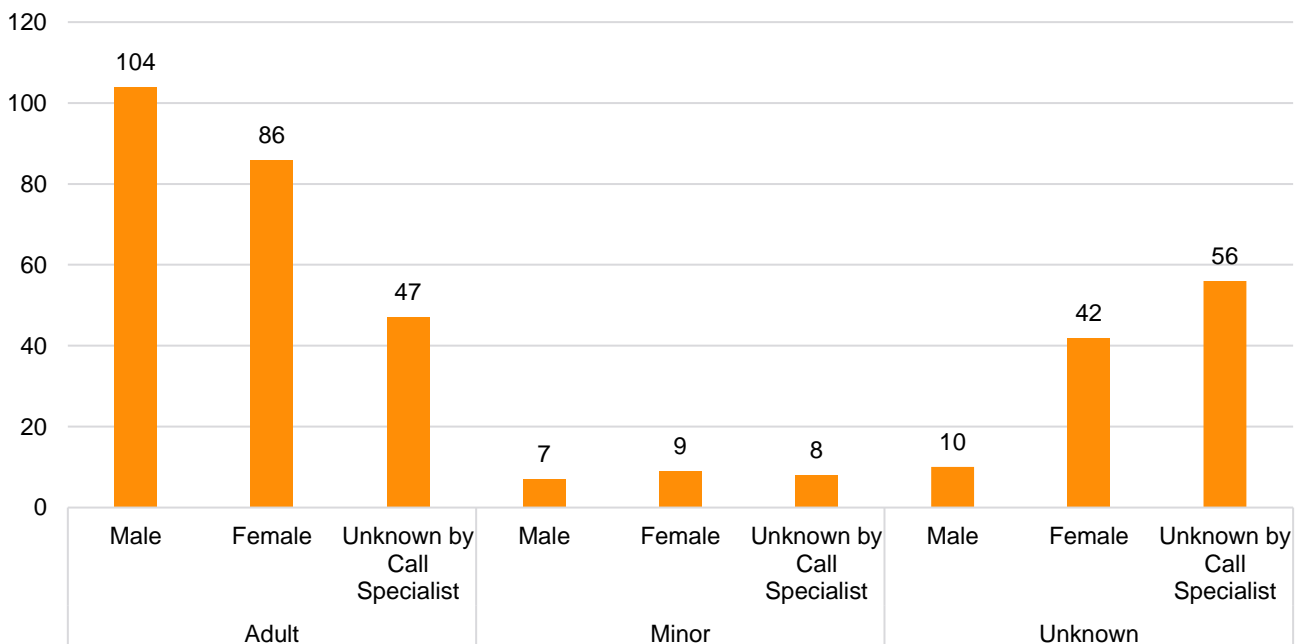
4 Referrals to local authorities

on modern slavery cases

common potential victim nationalities - England



England: potential victim demographics: age, gender



Scotland



30 Calls relating to cases in Scotland



22 Online reports



0 App submissions

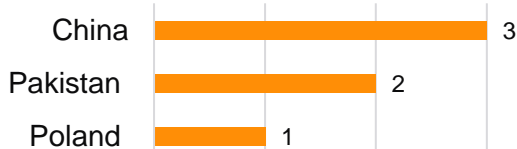


9 Cases of modern slavery



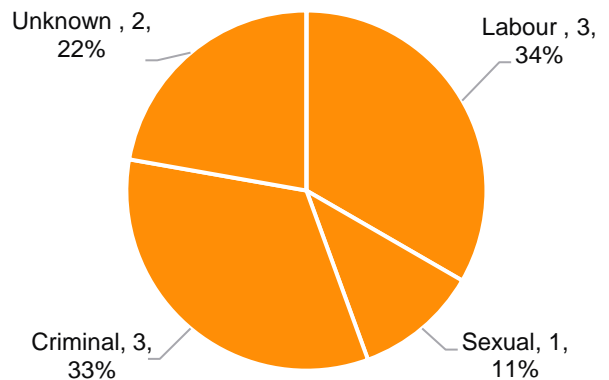
15 Potential victims of modern slavery

potential victim nationalities



The nationality of nine potential victims was recorded as unknown.

type of exploitation



Chinese was the most commonly reported nationality (3), yet there were no potential victims reported to be from China exploited in Scotland in the prior quarter. Interestingly though, the number of modern slavery cases as well as the breakdown of types of exploitation are almost the same in this quarter as quarter two, meaning the second quarter in a row with no domestic servitude cases in Scotland.




5 Referrals to police forces

0 Referrals to local authorities

on modern slavery cases

victim demographics: age, gender



Wales



32 Calls relating to cases in Wales



11 Online reports



0 App submissions

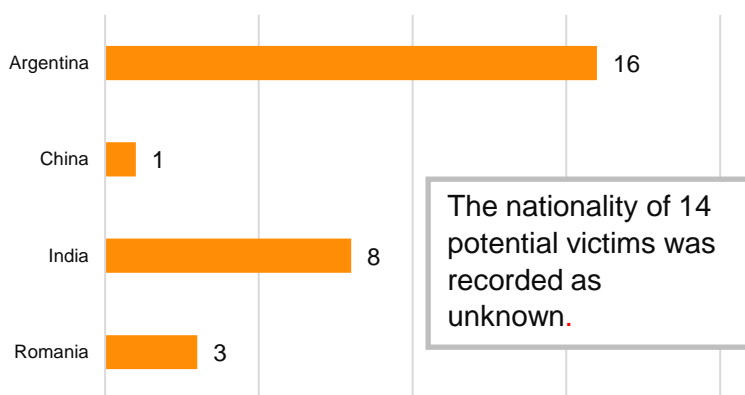


8 Cases of modern slavery

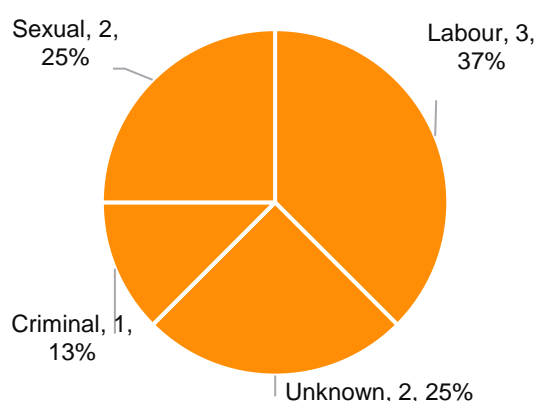


42 Potential victims of modern slavery

potential victim nationalities



type of exploitation



In quarter three, there was a 26% increase in calls, compared to the prior quarter (26 to 32). This quarter showed more than three times the amount of PVs reported as in the Quarter Two (13 to 42), a 223% increase. Labour remains the most commonly reported type of exploitation this quarter.

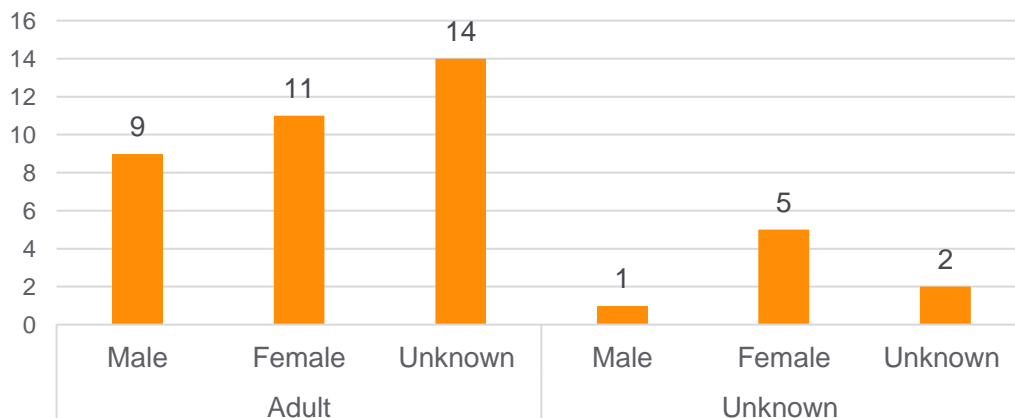


5 Referrals to police forces

0 Referrals to local authorities

on modern slavery cases

victim demographics: age, gender



Northern Ireland



6 Calls relating to cases in Northern Ireland



4 Online reports



0 App submissions



0 Cases of modern slavery



0 Potential victims of modern slavery



1 Referrals to police forces

0 Referrals to local authorities/trusts

} on modern
slavery cases

Referrals may be made on cases that were opened in prior quarters, which is the case with the modern slavery case referred this quarter.



referrals to UK-Wide agencies

	Total # of Modern Slavery Case Referrals	Type of Exploitation						Total # of Victims
		Labour	Sexual	Criminal	Domestic	Various	Unknown	
National Crime Agency	5	1	2	0	2	0		9
GLAA	4	4	0	0	0	0	0	22
UKVI	37	31	2	0	1	1	0	179
HMRC	4	0	0	0	0	0	0	8

The MSEH does not refer to UKVI for immigration enforcement. Referrals may be made to UKVI when a PV specifically consents to a referral to UKVI, often because this is the closest first responder or because the PV is already known to UKVI and looking for identification or services. In quarter three, a total of 64 referrals were sent to GLAA, and a total of 34 referrals were sent to HMRC, when non-modern slavery/ labour abuse cases are included.



784 Calls relating to cases outside the UK or an unknown location



274 Online reports relating to cases outside the UK or an unknown location



7 App submissions relating to cases outside the UK or an unknown location



146 Cases of modern slavery outside the UK or an unknown location



324 Potential victims of modern slavery

Country	Type of Exploitation						Total # of MS Potential Victims	Country	Type of Exploitation						Total # of MS Potential Victims
	Labour	Sexual	Criminal	Domestic	Various	Unknown			Labour	Sexual	Criminal	Domestic	Various	Unknown	
Albania			1				1	Germany	1						1
Belgium	1						6	Russia	14				1		110
Brazil				1			1	Jordan			1				1
China	6				1		30	Iran			1				5
Cyprus		1					1	Thailand			1				5
Egypt				1			1	Turkey		1	1				6
Romania								Libya	9				1		49
France	4			1	1		21	Morocco	1				1		9
Vietnam	4		1				11	Yemen					1		7
Greece			1	1			6	Norway	1						23
Ghana				1			1	Pakistan		1					1
Romania		2					2	Switzerland		1					7
								Poland	1						1



Outside of the modern slavery cases shown in the table, the Helpline also received calls regarding general information and non-MS cases from various countries.

The number of modern slavery cases or PVs when summed by country may not equal the total number of modern slavery cases, because a single case (or victim) may report exploitation in multiple countries.

Disclaimer: This report represents a summary of the calls received into the UK-wide Modern Slavery & Exploitation Helpline between July and September 2021. It is not intended to provide a comprehensive assessment of Modern Slavery in the UK. The number of potential modern slavery cases and potential victims indicated are based on the information provided to the Helpline at the time of the contact. The Helpline does not corroborate or seek to prove the information provided.