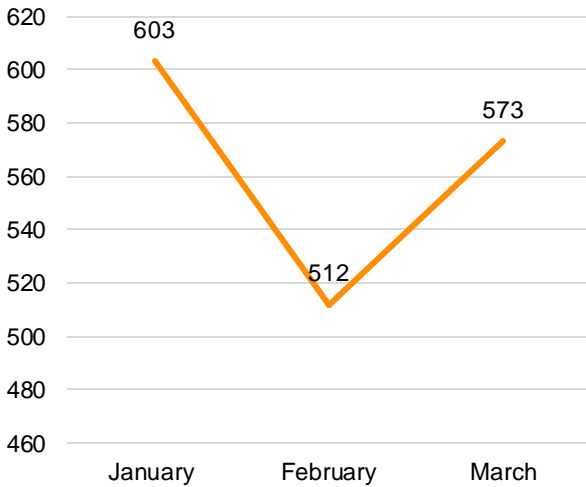


quarter one statistical report 2022 summary

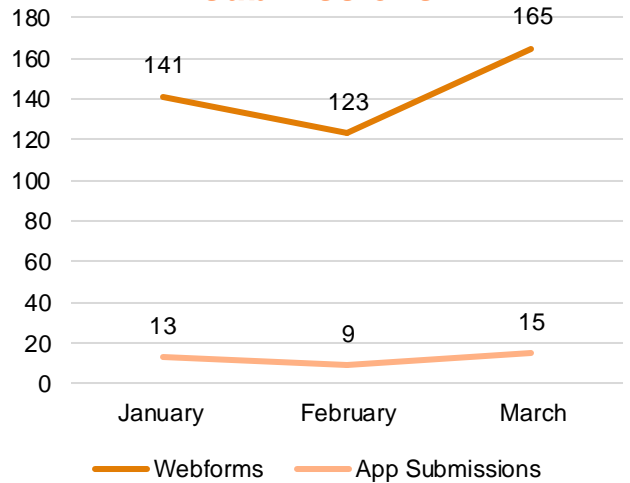
- Exploitation was reported across all four UK countries. Referrals were sent to 28 police forces in England.
- Romania was the most prevalent nationality of potential victims (PVs) reported for England, as was the case in the preceding quarter. This quarter Indian nationals represented the largest proportion of PVs in Scotland, Chinese nationals the most in Wales and Hungarian nationals the most in Northern Ireland.
- The total number of modern slavery cases reported in quarter one increased by 24%, indicating 17% more PVs than in the preceding quarter.



helpline calls



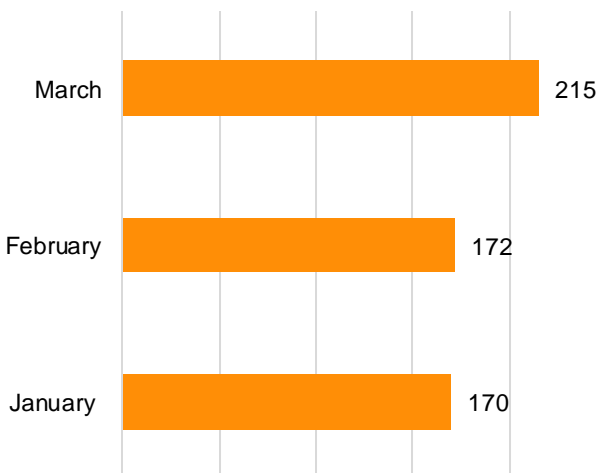
webforms and app submissions



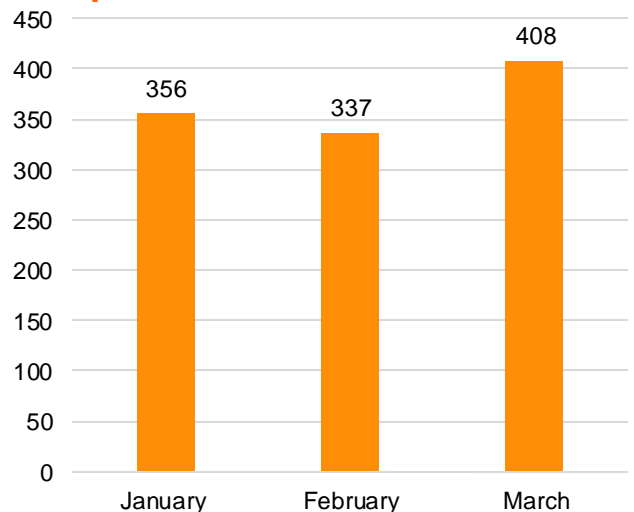
In quarter one, January showed the highest number of helpline calls at 603, with a drop in February to 512, and increasing again in March to 573. Both the number of webforms and app submissions demonstrated a similar V-shaped pattern but both peaked at 165 and 15 submissions in March respectively ahead of that in January.



modern slavery cases





potential victims indicated



The number of modern slavery cases opened this quarter was 25% higher than in quarter four of 2021 (418 to 557). Correspondingly, the number of PVs reported on modern slavery cases in quarter one increased by 19% from the prior quarter (897 to 1,101).


January – March 2022 totals

 **1,688** Calls into the Helpline – 08000 121 700

 **429** Online reports – modernslaveryhelpline.org/report

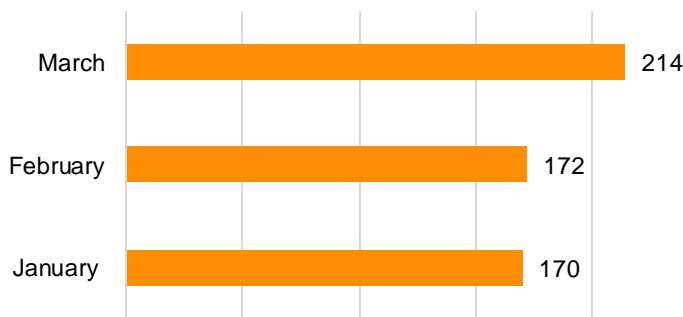
 **37** App submissions  **1,514** Cases

 **556** Cases of modern slavery **110** Cases of labour abuse

 **1,101** Potential victims of modern slavery

388 Potential victims of labour abuse

modern slavery cases



Modern Slavery Cases (indicators of modern slavery identified)

Labour Abuse Cases (indicators of labour abuse identified)

Non-Modern Slavery Cases (other crimes, vulnerabilities, needs, risks)

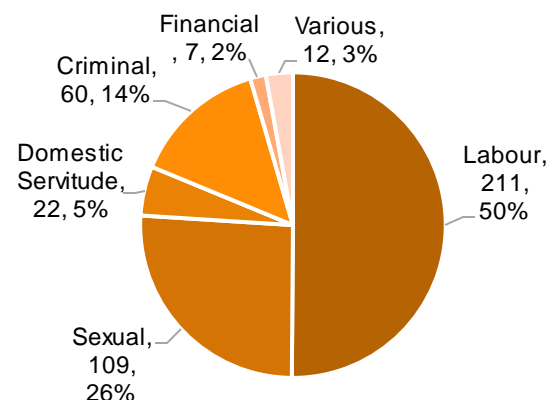
General Information Cases (media, info about Helpline, general Qs about MS in the UK)

Non-Substantive Cases (wrong number, hang ups, inaudible connection)

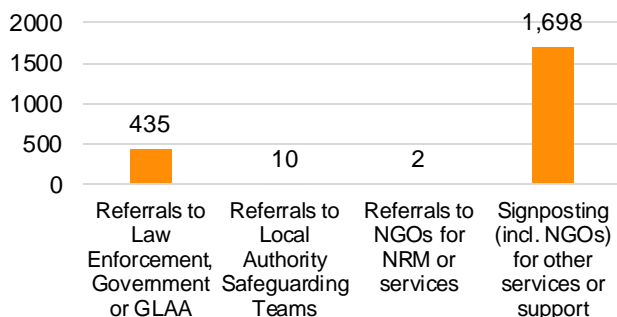
Indicators of modern slavery reported to the Helpline include, but are not limited to, passport or document confiscation, little or no pay, debt bondage, isolation, monitoring and physical abuse. The Helpline continues to field a significant number of reports of potential labour abuse, which may include failure to pay national minimum wage, employment contract concerns, inability to take breaks or leave, dangerous working conditions, and harassment at the workplace. General information cases may relate to requests for Helpline materials and media interviews.

With the increase in modern slavery cases overall, an upturn across exploitation types corresponded. Labour exploitation cases doubled from 106 to 211 cases. Sexual exploitation cases increased by 11% from the prior quarter (95 to 109). Criminal exploitation increased 7% (56 to 60). Domestic servitude cases increased 5% (21 to 22). Broadly, the distribution percentages of each exploitation type remained consistent with the previous quarter. "Various" is selected when more than one type of exploitation is reported. The 135 cases with "unknown" exploitation type this quarter may have resulted from a technical assistance call with a professional dealing with a victim where the specific details of the exploitation type are not disclosed on the call.

type of exploitation

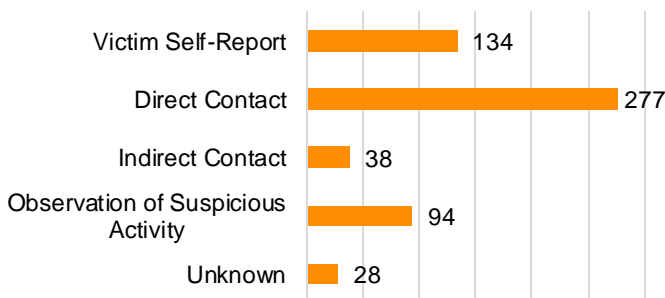


2,145 referrals and signposts



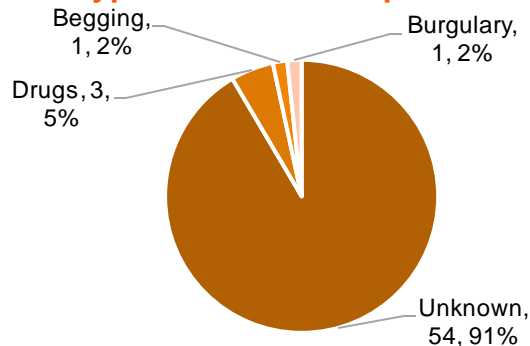
Referrals and signposts rose by 17% overall from the prior quarter. Signposts increased by 17% (1,411 to 1,698). Referrals to statutory bodies grew 16% (364 to 435). Consistently, referrals were predominantly to police and government entities for investigation or first responder requests. These include actions on non-modern slavery cases, which may be made for other crimes indicated or safeguarding concerns. Cases may have more than one referral or signpost.

proximity of caller to the victim(s) in modern slavery cases



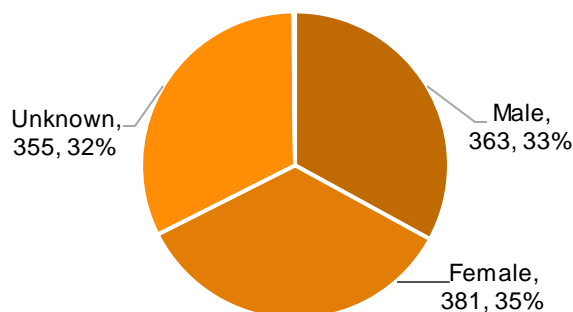
The distribution of caller proximity types in modern slavery cases was broadly in line with the previous quarter and all increasing consistently with the overall number of cases. Of the modern slavery cases reported, these involved a report from the victim themselves (23%) or someone in direct contact with the PV (49%). Reports from individuals in indirect contact increased 11% from the prior quarter. Unknown proximity rose the highest by 71% (from 7 to 28). Callers in "direct contact" with a victim may include an NGO, friends or family of the PVs, health professional, police, or social services. "Indirect contact" is recorded where the caller knows of the situation, or the individual involved. "Observation of suspicious activity" refers to third party tip offs, where often limited information is known.

types of criminal exploitation



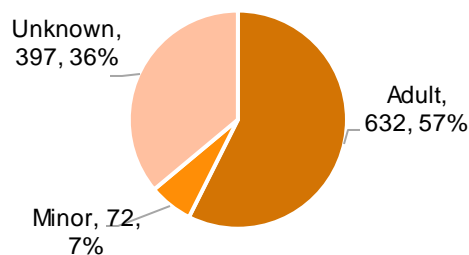
Unlike the previous quarter, there was less drug activity (down from 35 to 3) and begging (8 to 1) involved in the criminal exploitation cases reported. There were 54 unknown crimes.

gender of potential victims of modern slavery



The gender of PVs is recorded by the Helpline where this is provided by the caller. This quarter, 1 potential victim was reported as transgender male and 1 as gender non-conforming. Male victims increased by 32% and female victims by 13% from the prior quarter.

age of potential victims of modern slavery



PVs' ages are recorded based on caller information. If the caller does not know the age of the victim, "unknown" is recorded. In all cases, the Helpline seeks to establish if a minor is involved in a situation. The overall percentage of minors remained the same quarter-on-quarter at 7% of all victims.


England

 **801** Calls relating to cases in England

 **230** Online reports

 **18** App submissions

 **303** Cases of modern slavery **94** Cases of labour abuse

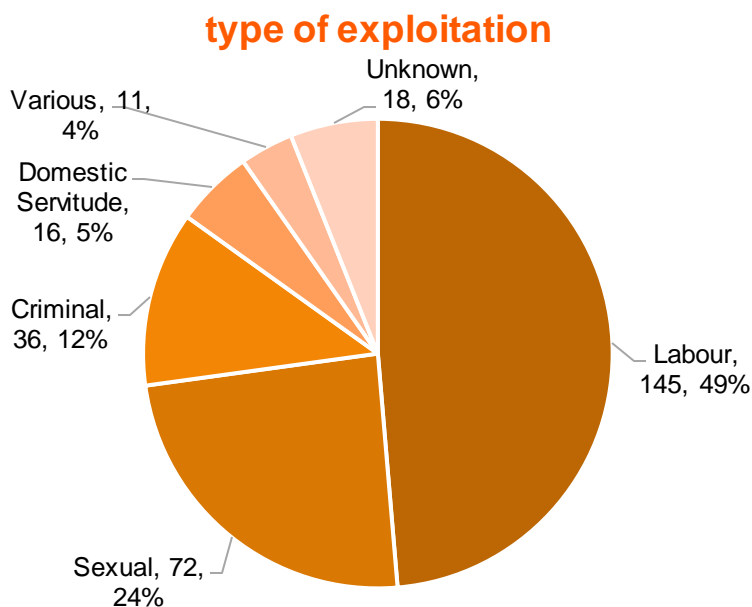
 **713** Potential victims of modern slavery

336 Potential victims of labour abuse

The Helpline may receive multiple calls about one case. Calls relating to cases of modern slavery reportedly occurring in England are recorded above, even though the caller may be calling from another country. Sometimes callers speak in general terms about cases in England but may not specify a particular area or location.

Along with calls on modern slavery cases, the 801 calls reported above may also be for non-modern slavery, labour abuse, or general information cases with a reported caller location of England.

The overall number of modern slavery cases increased by 30% (211 to 302) from the prior quarter. Notable changes were the number of financial exploitation cases rising from 0 to 4 cases quarter-on-quarter. Labour exploitation increased 46% (78 to 145). The overall percentage distribution of types of exploitation remained generally stable, following a similar distribution pattern to that of the previous quarter. Sexual exploitation cases had the smallest increase, rising 7% (64 to 72). Domestic servitude accounted for a similar proportion of total modern slavery cases with 5% of quarter one 2022 cases (16 cases) versus 7% of quarter four 2021 (15 cases).

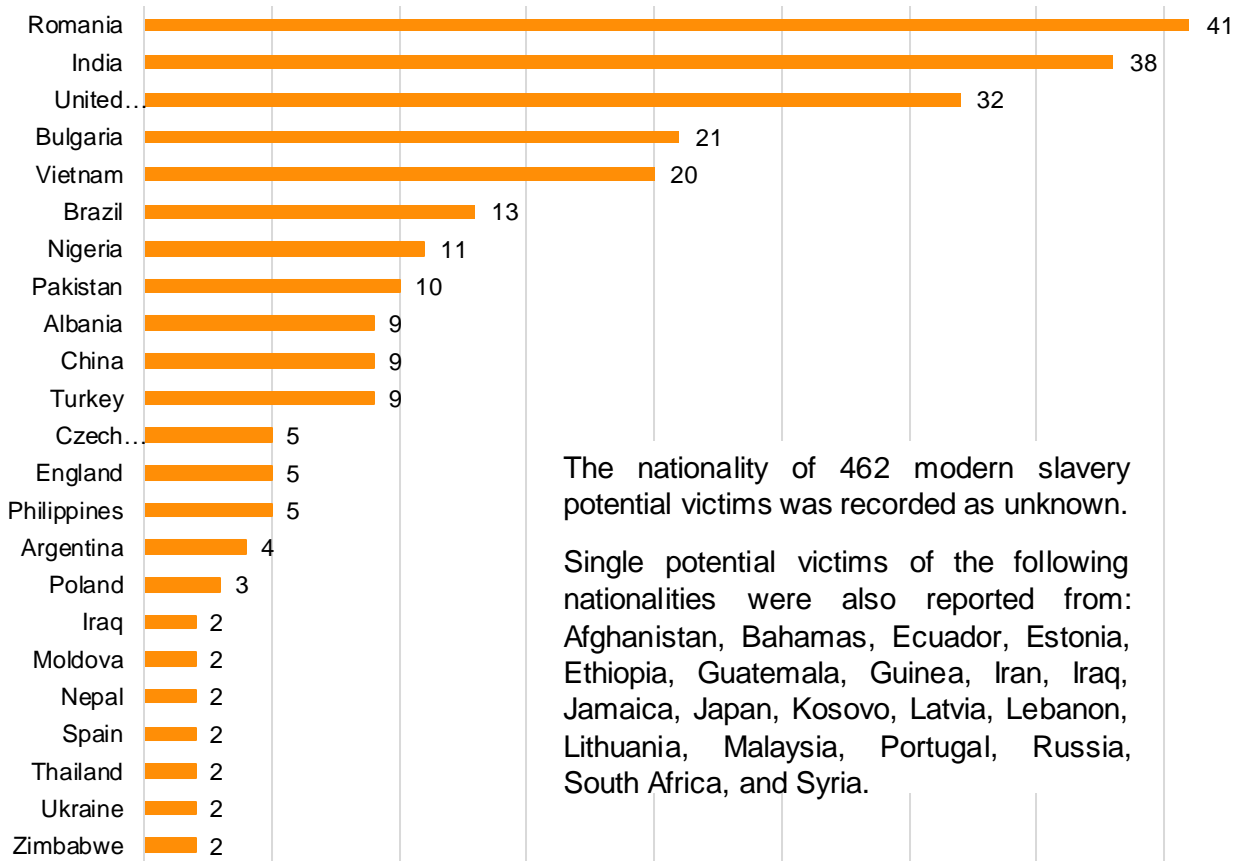


221 Referrals to police forces

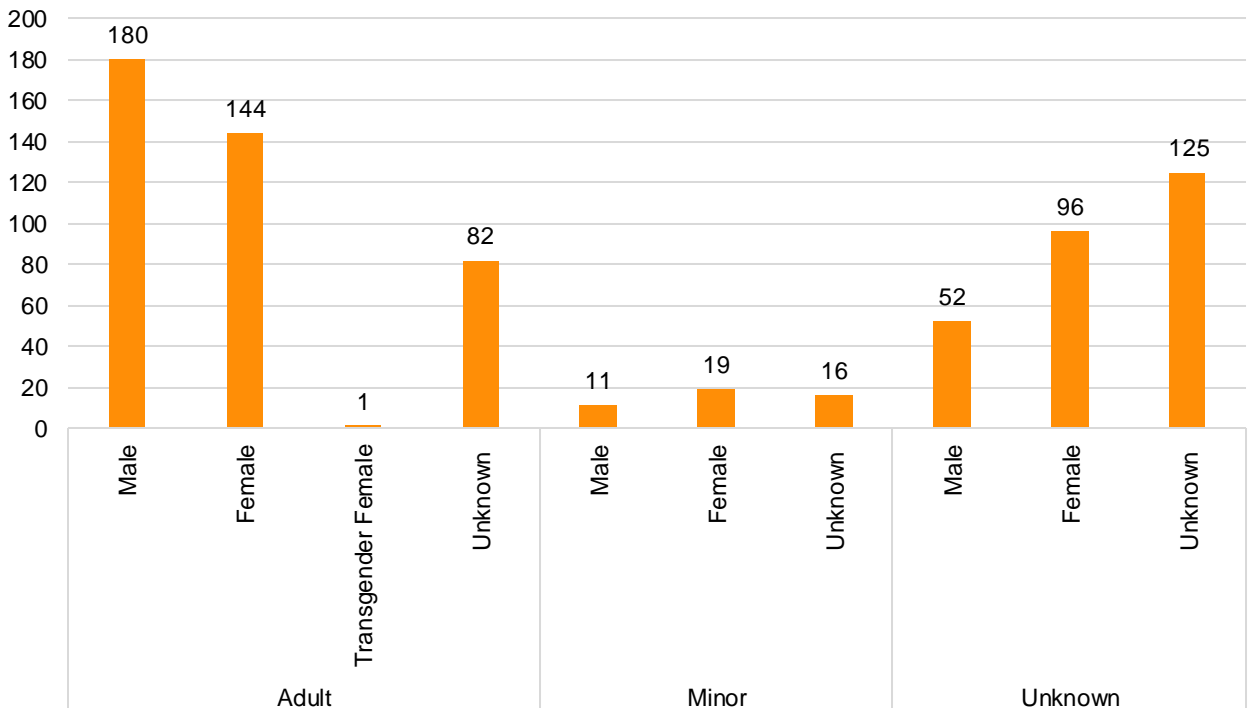
5 Referrals to local authorities

on modern slavery cases

common potential victim nationalities - England



England: potential victim demographics: age, gender



Scotland



15 Calls relating to cases in Scotland



8 Online reports



0 App submissions



15 Cases of modern slavery

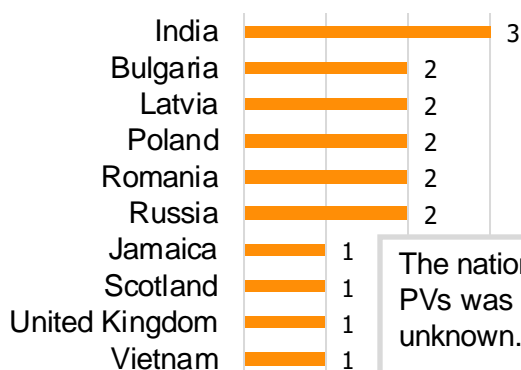
3 Cases of labour abuse



65 Potential victims of modern slavery

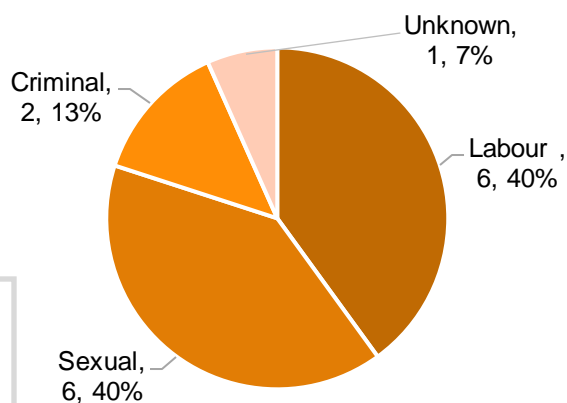
14 Potential victims of labour abuse

potential victim nationalities



The nationality of 48 PVs was recorded as unknown.

type of exploitation



As with the previous quarter, there have been no reports of domestic servitude occurring in Scotland in quarter one 2022. In quarter one, 5% of the PVs exploited in Scotland were reported to be Indian and there was an identical proportion of 3% for Bulgarian, Latvian, Polish, Romanian and Russian nationals. Also of note were 4 minors of unknown gender reported to be exploited in Scotland in quarter one.



11 Referrals to police forces

0 Referrals to local authorities

on modern slavery cases

victim demographics: age, gender



Wales



12 Calls relating to cases in Wales



4 Online reports



1 App submission



11 Cases of modern slavery

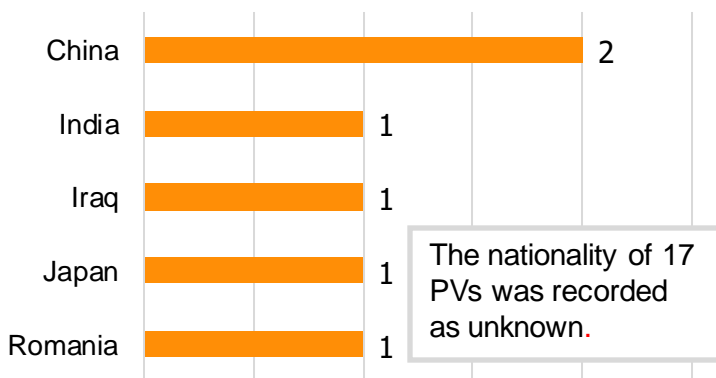
3 Cases of labour abuse



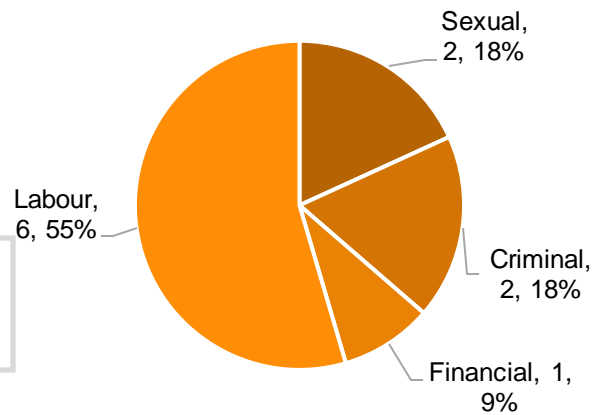
23 Potential victims of modern slavery

10 Potential victims of labour abuse

potential victim nationalities



type of exploitation



Cases of modern slavery reported to have occurred in Wales this quarter remained static with the previous quarter (a total of 11 cases). However, the number of PVs of modern slavery rose 26% (17 to 23). This quarter, referrals to police forces doubled from 6 to 12. Reported minor PVs increased from 1 to 3 quarter-on-quarter, representing 13% of overall victims. Adult male victims accounted for 35% of the overall reported PVs.

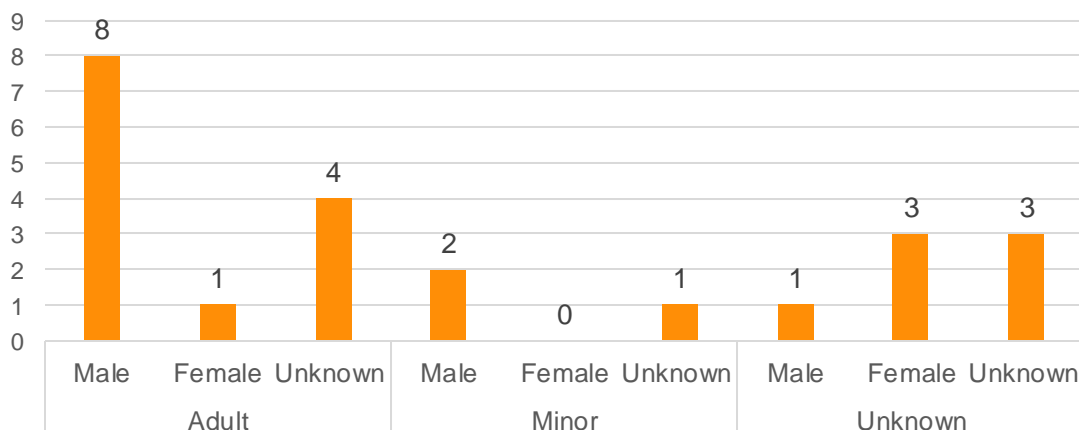


12 Referrals to police forces

0 Referrals to local authorities

on modern slavery cases

victim demographics: age, gender



Northern Ireland



4 Calls relating to cases in Northern Ireland



2 Online reports



0 App submissions



2 Cases of modern slavery


0 Cases of labour abuse



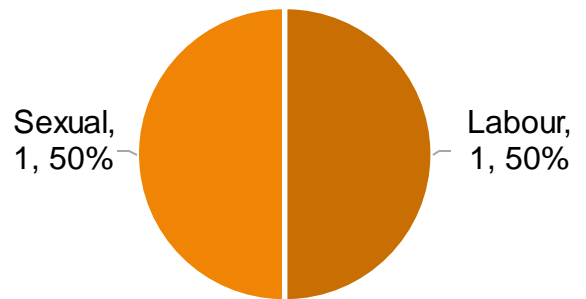
3 Potential victims of modern slavery

0 Potential victims of labour abuse

PV nationalities



type of exploitation



Quarter one exhibited a 150% drop from 5 modern slavery cases in the preceding quarter to 2 cases reported in Northern Ireland. There was a 633% decline (22 PVs in the previous quarter to 3 in quarter one). A Hungarian national was the only recorded nationality and only one single female was reported. The other nationalities, age and gender were not disclosed by the point of contact(s).

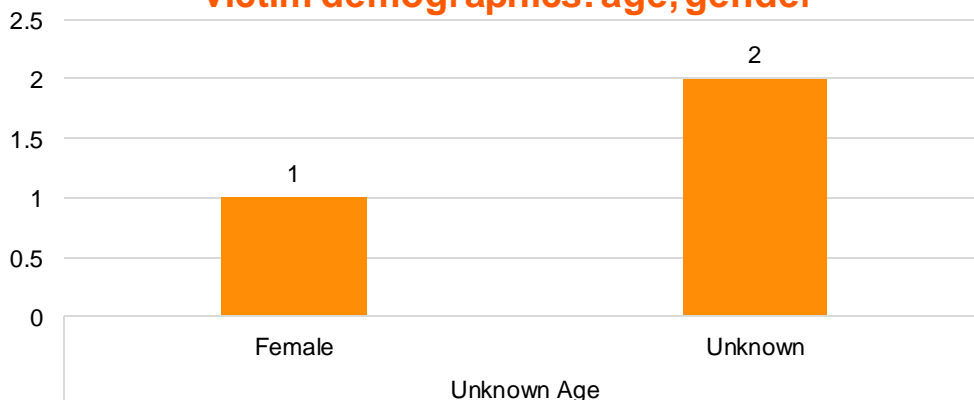


1 Referrals to police forces

0 Referrals to local authorities/trusts

on modern slavery cases

victim demographics: age, gender





Referrals to UK-Wide Agencies

	Total # of Modern Slavery Case Referrals	Type of Exploitation							Total # of Victims
		Labour	Sexual	Criminal	Domestic	Financial	Various	Unknown	
National Crime Agency	7	2	5						14
GLAA	9	9							48
UKVI	4	2		2					4
Border Force	2	1	1						3
HMRC	12	12							56

	Total # of Labour Abuse Case Referrals	Total # of Victims
GLAA	52	262
HMRC	23	116

When all cases are included, including reports of labour abuse, 35 referrals were sent to HMRC; 61 referrals to the GLAA; 7 to the NCA; 4 to UKVI; and 2 to Border Force. For cases presenting low indicators of modern slavery (labour exploitation), the Helpline refers both to law enforcement as well as to GLAA and/or HMRC. Other reasons for making GLAA and/or HMRC referrals on modern slavery cases may include that the exploitation is taking place in a GLAA regulated sector or additional information has been provided to the Helpline on a case following initial referral.



International Cases



589 Calls relating to cases outside the UK or an unknown location



243 Online reports



2 App submissions



287 Cases of modern slavery

8 Cases of labour abuse



287 Potential victims of modern slavery

14 Potential victims of labour abuse

The above statistics relate to cases outside the UK or an unknown location

Country	Type of Exploitation							Total # of Potential of MS Victims	Country	Type of Exploitation							Total # of Potential of MS Victims
	Labour	Sexual	Criminal	Domestic	Financial	Various	Unknown			Labour	Sexual	Criminal	Domestic	Financial	Various	Unknown	
Albania		11	5		1		3	20	Myanmar	2							2
Brazil	8							8	Namibia		1						1
Cameroon	1							1	Nigeria	1			1			1	3
China		2					2	4	Philippines	2	1		1				4
England		1						1	Romania	1						1	2
Eritrea	5			1				6	Saudi Arabia				1				1
Ethiopia	1						2	3	Somalia	1							1
Guinea		1						1	Sri Lanka			1					1
Hungary		1						1	Sudan	9						2	11
India	2							2	Tanzania		2						2
Iran	2							2	Tunisia	1							1
Iraq	1							1	Uganda							1	1
Kosovo		1						1	United Kingd	2	1		2			1	6
Kuwait	2							2	Vietnam	3		1			1	3	8
Libya	1							1	Yemen	1							1
Lithuania							1	1	Zimbabwe		1	1				1	3
Mauritania	1							1	Unknown	37	16	10	2		4	114	183



Outside of the modern slavery cases shown in the table, the Helpline also received calls regarding general information and non-modern slavery cases from various countries. The number of modern slavery cases or PVs when summed by country may not equal the total number of modern slavery cases, because a single case (or victim) may report exploitation in multiple countries.

Disclaimer: This report represents a summary of the calls received into the UK-wide Modern Slavery & Exploitation Helpline between January and March 2022. It is not intended to provide a comprehensive assessment of Modern Slavery in the UK. The number of potential modern slavery cases and PVs indicated are based on the information provided to the Helpline at the time of the contact. The Helpline does not corroborate or seek to prove the information provided.