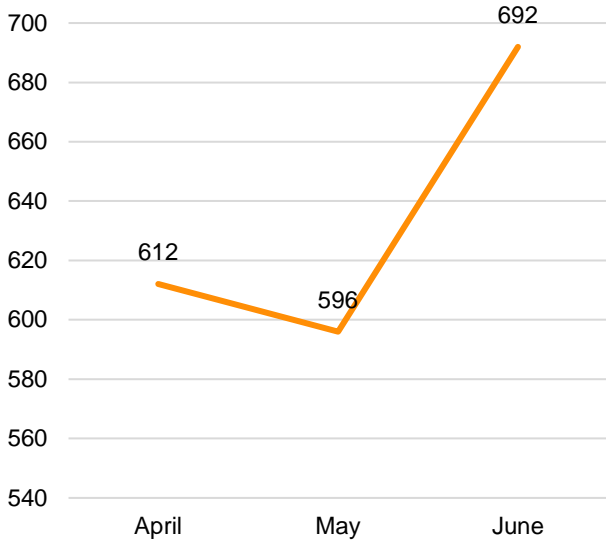


quarter two statistical report 2022 summary

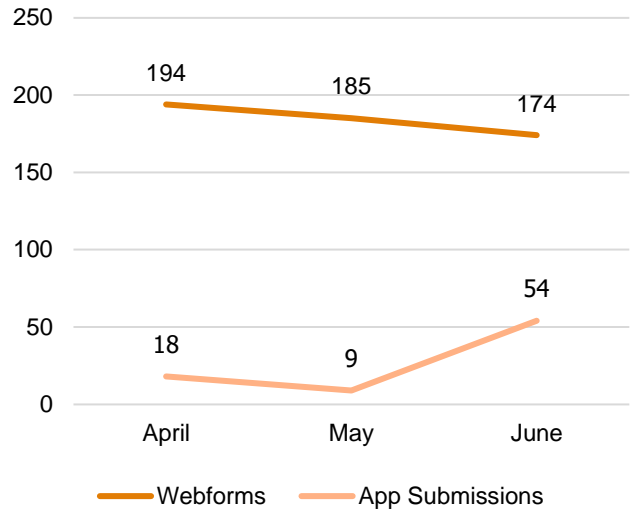
- Exploitation was reported across all four UK countries. Referrals were sent to 28 police forces in England.
- Romania was the most prevalent nationality of potential victims (PVs) reported for England and Scotland as was the case in the preceding quarter. Ukraine was the most common nationality of potential victims (PVs) reported for Wales and Northern Ireland.
- The total number of modern slavery cases reported in quarter two increased by 25%, indicating a significant 74% rise in PVs than in the previous quarter.



helpline calls



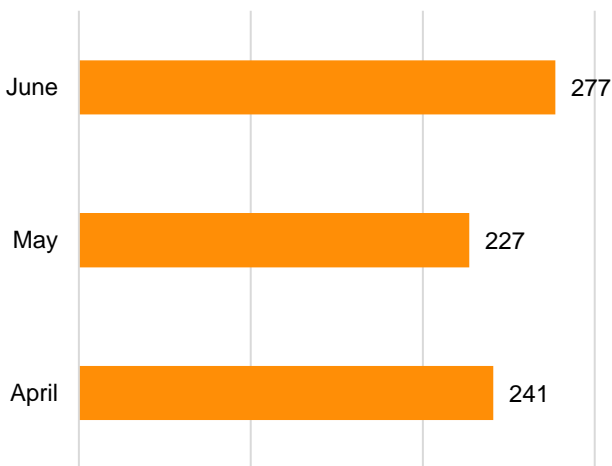
webforms and app submissions



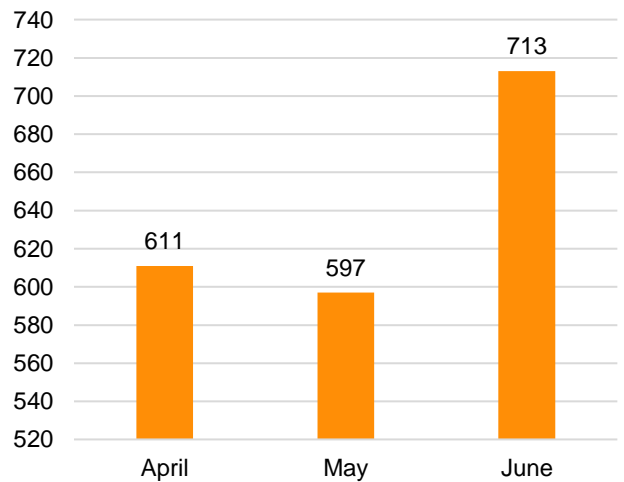
In quarter two, June had the highest number of helpline calls (692) with the least in May (596). Both the number of helpline calls and app submissions demonstrated a similar V-shaped pattern, peaking in June. Webform submissions was highest in April (194) and gradually reduced to 174 in June.



modern slavery cases




potential victims indicated



The number of modern slavery cases opened this quarter was 25% higher than in quarter one (557 to 745), mirroring the same growth in the previous quarter. Of significant note, the number of PVs reported on modern slavery cases in quarter two escalated by 74% from the preceding quarter (1,101 to 1,921).


April – June 2022 totals

 **1,900** Calls into the Helpline – 08000 121 700

 **553** Online reports – modernslaveryhelpline.org/report


 **81** App submissions  **1,791** Total cases

 **745** Cases of Modern Slavery **128** Cases of labour abuse

 **1,921** Potential victims of modern slavery

519 Potential victims of labour abuse

modern slavery cases



Modern Slavery Cases (indicators of modern slavery identified)

Labour Abuse Cases (indicators of labour abuse identified)

Non-Modern Slavery Cases (other crimes, vulnerabilities, needs, risks)

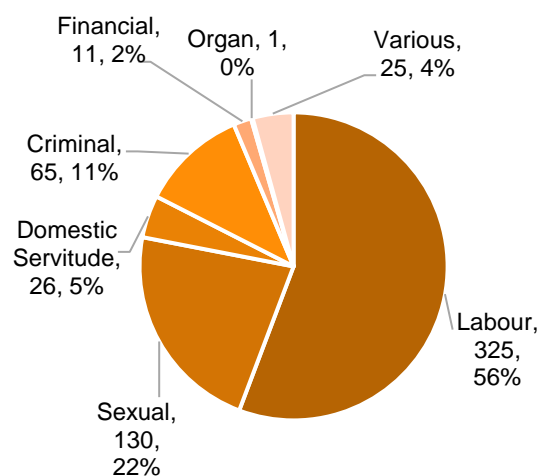
General Information Cases (media, info about Helpline, general Qs about MS in the UK)

Non-Substantive Cases (wrong number, hang ups, inaudible connection)

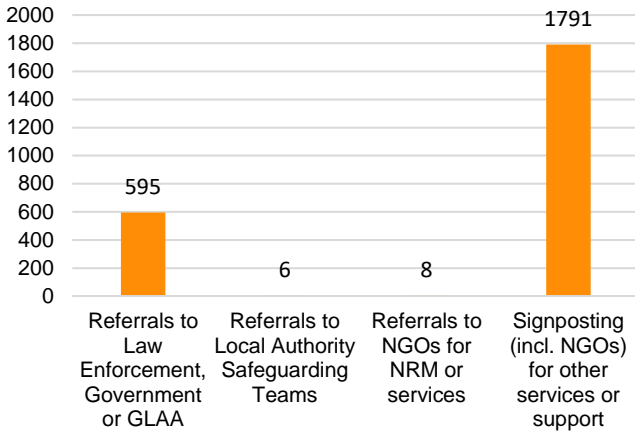
Indicators of modern slavery reported to the Helpline include, but are not limited to, passport or document confiscation, little or no pay, debt bondage, isolation, monitoring, and physical abuse. The Helpline continues to field a significant number of reports of potential labour abuse, which may include failure to pay national minimum wage, employment contract concerns, inability to take breaks or leave, dangerous working conditions and harassment at the workplace. General information cases may relate to requests for Helpline materials and media interviews.

As with the previous two quarters, the rise in modern slavery cases paralleled the overall increase in exploitation types. There was a notable single organ harvesting case this quarter. Financial exploitation cases rose by 36% (7 to 11) from the prior quarter. Labour exploitation cases also increased 35% (211 to 325). Both sexual exploitation and domestic servitude cases increased by 15% from the prior quarter. Once again, for this quarter, the distribution percentages of each exploitation type remained consistent with the previous quarter. “Various” is selected when more than one type of exploitation is reported. There were 162 cases with “unknown” exploitation type which may have resulted from a technical assistance call with a professional dealing with a victim where the specific details of the exploitation type were not disclosed on the call.

type of exploitation

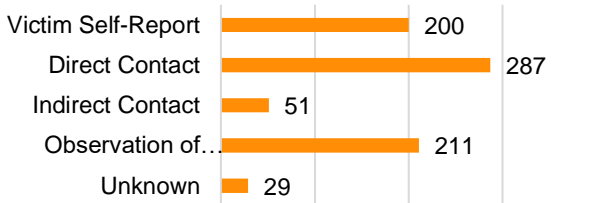


2,400 referrals and signposts



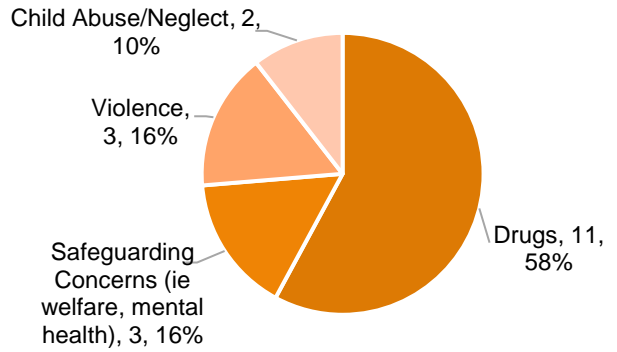
Referrals and signposts rose by 11% overall from the prior quarter. Signposts increased by 5% (1,698 to 1,791). Referrals to statutory bodies rose by 27% (435 to 595) while referrals to NGOs for NRM increased from 2 to 8 this quarter. Consistent with previous quarters, referrals were predominantly to police and government entities for investigation or first responder requests. These include actions on non-modern slavery cases, which may be made for other crimes indicated or safeguarding concerns. Cases may have more than one referral or signpost.

proximity of caller to the victim(s) in modern slavery cases



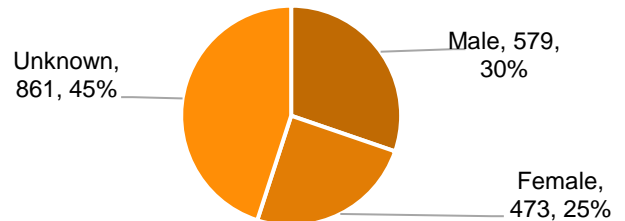
The distribution of caller proximity types in modern slavery cases was broadly in line with the two previous quarters and all increasing consistently with the overall number of cases. Of the modern slavery cases reported, 26% involved a report from the victim themselves and 37% from someone in direct contact with the PV. Reports from individuals in indirect contact increased 25% from the prior quarter. Furthermore, callers who were observers of suspicious activity rose the most by 55% (from 95 to 211). Callers in "direct contact" with a victim may include an NGO, friends or family of the PVs, health professional, police, or social services. "Indirect contact" is recorded where the caller knows of the situation, or the individual involved. "Observation of suspicious activity" refers to third party tip offs, where often limited information is known.

types of criminal exploitation



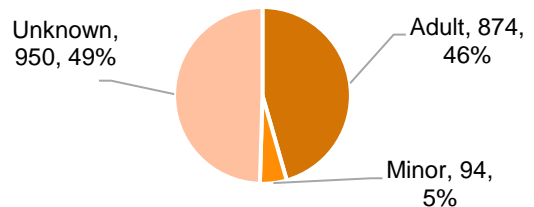
Of criminal exploitation cases reported, there was increased drug activity (3 to 11 incidents) while begging remained the same with a single incident. This quarter, there were 3 incidents of violence and 3 of safeguarding concerns. There were also single incidents of cuckooing, domestic abuse, runaway/homelessness and sexual abuse. 50 unknown crimes were recorded.

gender of potential victims of modern slavery



The gender of PVs is recorded by the Helpline where this is provided by the caller. If the caller is unable to specify the gender of indicated victims, "unknown" is recorded. This quarter, where the gender of victims were known, there were more males (579) recorded accounting for 30% of all victims while females accounted for 25% (473 victims).

age of potential victims of modern slavery



PVs' ages are recorded based on caller information. If the caller does not know the age of the victim, "unknown" is recorded. In all cases, the Helpline seeks to establish if a minor is involved in a situation. The overall proportion of minors was only slightly lower than the previous quarter accounting for 5% of all victims.


England

 **852** Calls relating to cases in England

 **324** Online reports

 **57** App submissions

 **413** Cases of modern slavery **108** Cases of labour abuse

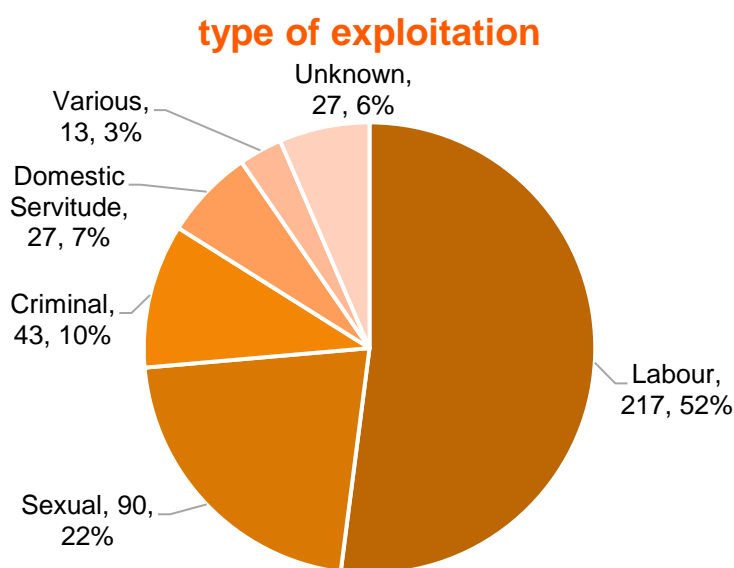
 **1182** Potential victims of modern slavery

451 Potential victims of labour abuse

The Helpline may receive multiple calls about one case. Calls relating to cases of modern slavery reportedly occurring in England are recorded above, even though the caller may be calling from another country. Sometimes callers speak in general terms about cases in England but may not specify a particular area or location.

Along with calls on modern slavery cases, the 852 calls reported above may also be for non-modern slavery, labour abuse, or general information cases with a reported caller location of England.

The total number of modern slavery cases in England increased by 27% (303 to 413) from the preceding quarter. Of note, financial exploitation cases rose from 4 to 10 cases quarter-on-quarter. Domestic servitude cases increased from the prior quarter by 41% but accounted for only 6% of all quarter two modern slavery cases - the identical proportion to quarter one. Labour exploitation remains the highest proportion of modern slavery cases at 51%, with a 33% increase from the previous quarter. The overall percentage distribution of types of exploitation remained broadly static, following a similar distribution pattern to that of the previous quarter.

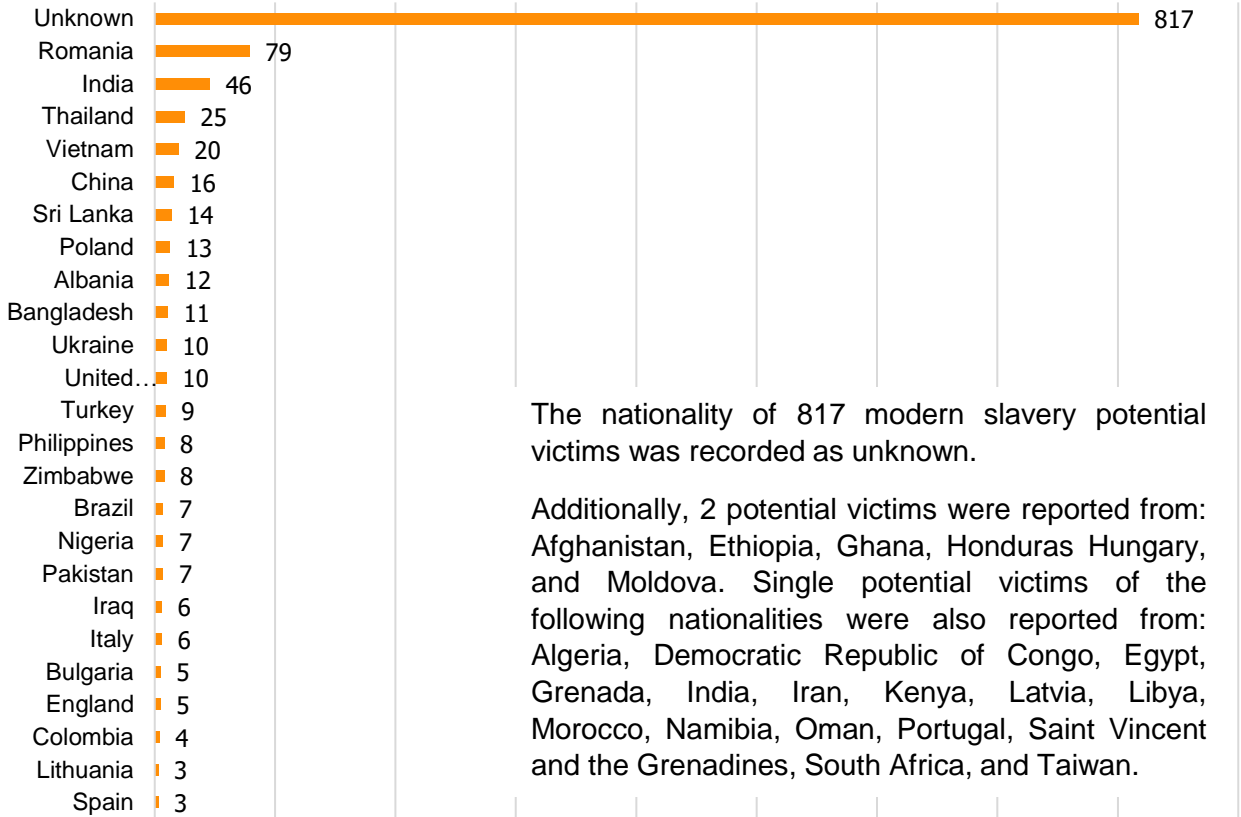


282 Referrals to police forces

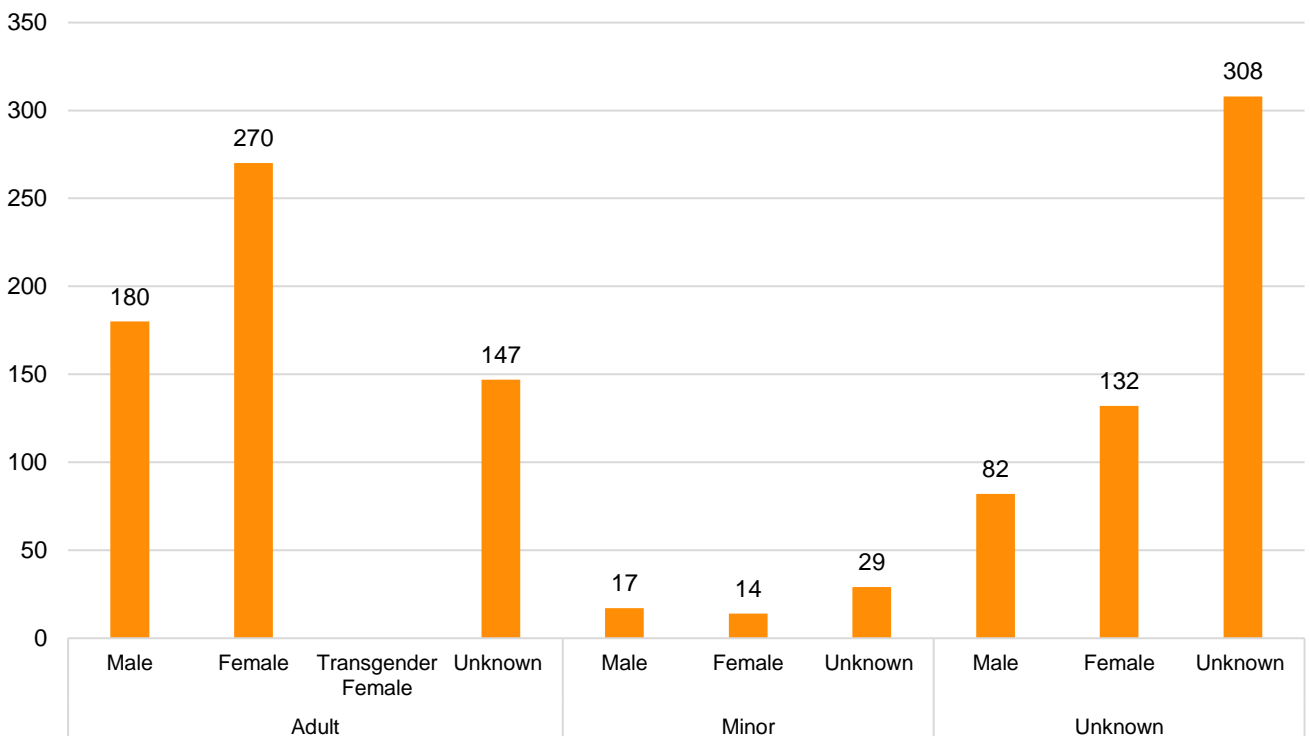
2 Referrals to local authorities

} on modern slavery cases

England: common potential victim nationalities



England: potential victim demographics - age, gender



Scotland



17 Calls relating to cases in Scotland



14 Online reports



1 App submissions



23 Cases of modern slavery

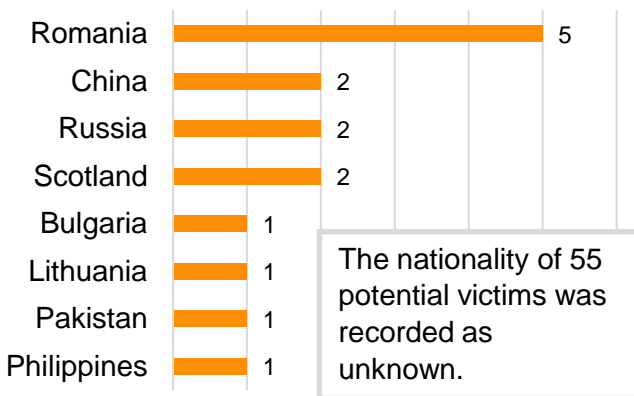
2 Cases of labour abuse



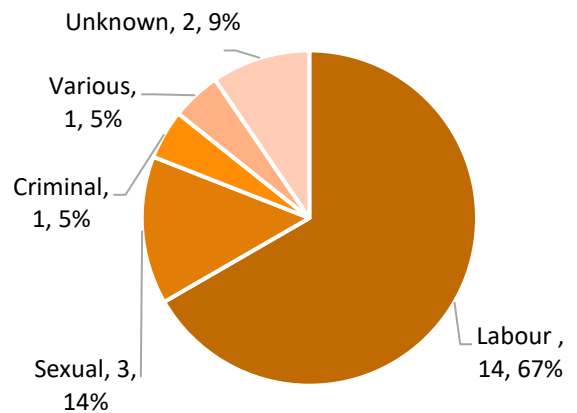
70 Potential victims of modern slavery

35 Potential victims of labour abuse

potential victim nationalities



type of exploitation



As with the previous two quarters, there have been no reports of domestic servitude occurring in Scotland in quarter two. This quarter, 67% of modern slavery cases were labour exploitation cases, and 7% of the PVs exploited in Scotland were reported to be Romanian. There was an identical proportion of 3% for Chinese, Russian and Scottish nationals. Male adults represented the highest proportion of victims at 27%, whereas last quarter adults of unknown reported gender accounted for the highest proportion of victims at 31%.

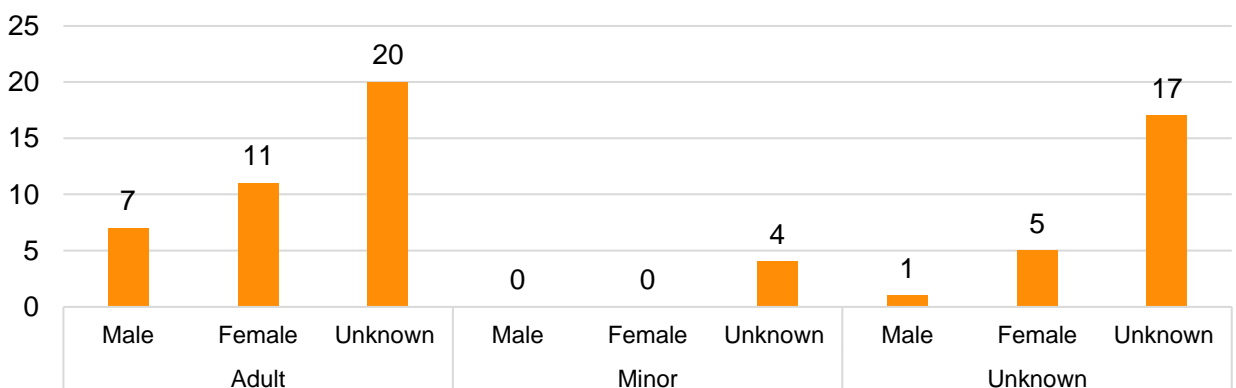


16 Referrals to police forces

0 Referrals to local authorities

on modern slavery cases

victim demographics: age, gender



Wales



17 Calls relating to cases in Wales



14 Online reports



8 App submission



19 Cases of modern slavery

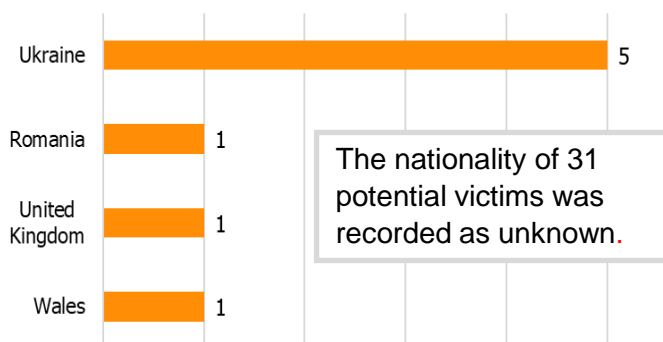
7 Cases of labour abuse



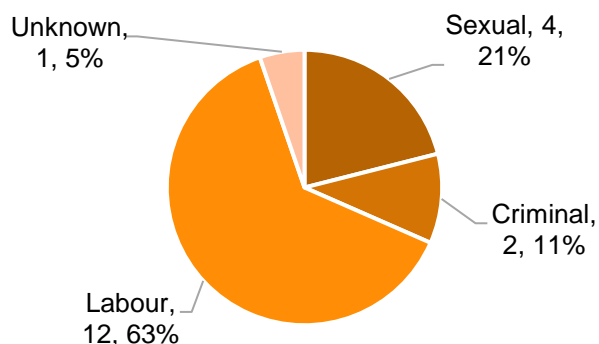
39 Potential victims of modern slavery

13 Potential victims of labour abuse

potential victim nationalities



type of exploitation



Cases of modern slavery reported to have occurred in Wales this quarter jumped by 42% (11 to 19) with a corresponding increase in the number of modern slavery potential victims (up by 41%). The number of labour abuse cases more than doubled from 3 to 7 cases with a 23% increase in labour abuse victims. This quarter, referrals to police forces were consistent to last quarter, with 11 referrals. For the second consecutive quarter, labour exploitation remained the highest reported type of modern slavery at 55% of modern slavery cases. Ukrainian nationals (5) represented the highest proportion of victims in Wales. Reported minor PVs increased from 3 to 5 quarter-on-quarter, representing 13% of overall victims, mirroring last quarter's proportion of minors. This quarter, female adult victims accounted for the highest number of victims at 21%, differing from last quarter where male adult victims accounted for 35% of the overall reported PVs.

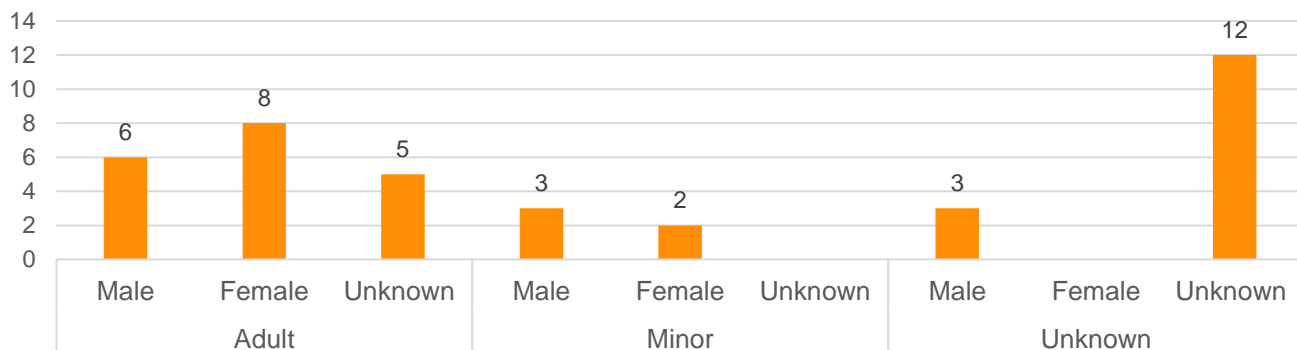


12 Referrals to police forces

0 Referrals to local authorities

on modern slavery cases

victim demographics: age, gender



Northern Ireland



7 Calls relating to cases in Northern Ireland



2 Online reports



0 App submissions



7 Cases of modern slavery

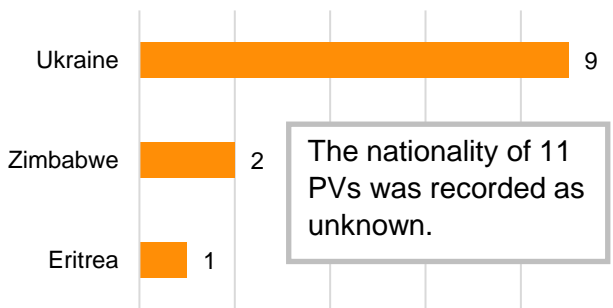
0 Cases of labour abuse



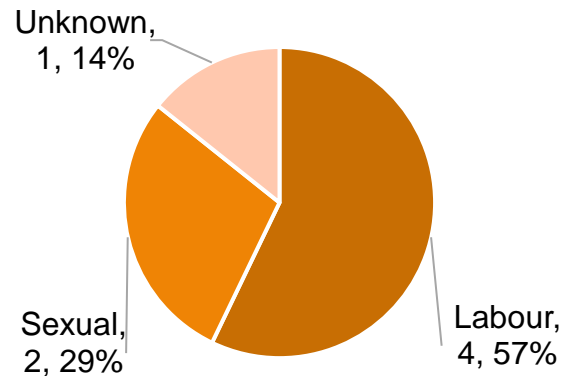
23 Potential victims of modern slavery

0 Potential victims of labour abuse

PV nationalities



type of exploitation



In Northern Ireland, quarter two had a 71% rise in modern slavery cases rising from 2 in quarter one to 7 in quarter two. There was a 87% increase in PVs of modern slavery from 3 in quarter one to 23 in quarter two. Ukrainian nationals (9) represented the most victims recorded followed by Zimbabwean (2) and a single Eritrean. Female adults were the highest recorded proportion of victims at 30% of all victims reported.

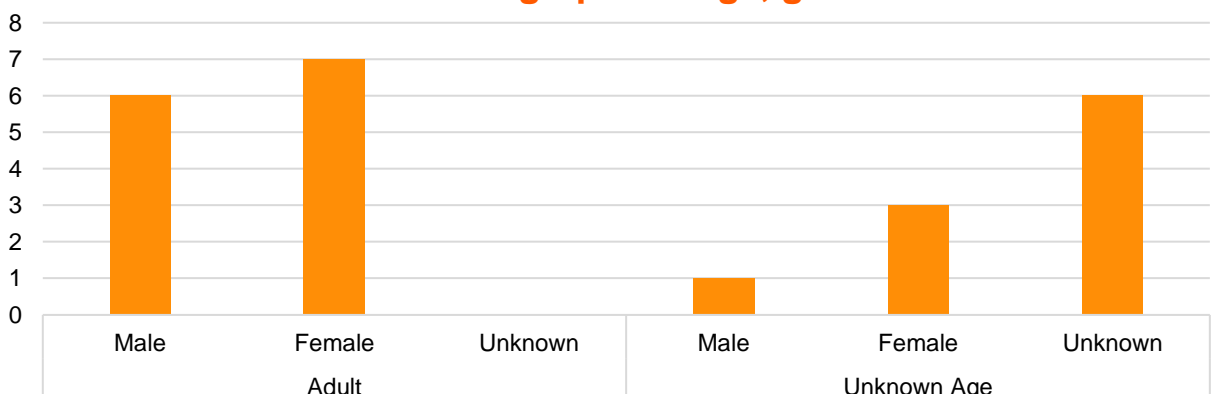


5 Referrals to police forces

0 Referral to local authorities/trusts

on modern slavery cases

victim demographics: age, gender





Referrals to UK-Wide Agencies

	Total # of Modern Slavery Case Referrals	Type of Exploitation							Total # of Victims
		Labour	Sexual	Criminal	Domestic	Financial	Various	Unknown	
National Crime Agency	1	1							4
GLAA	5	5							21
UKVI	10	2	2	3	2		1		11
Border Force	1	1							16
HMRC	20	20							81

	Total # of Labour Abuse Case Referrals	Total # of Victims
GLAA	82	0
HMRC	30	0

When all cases are included, including reports of labour abuse, 50 referrals were sent to HMRC; 87 referrals to the GLAA; 1 to the NCA; 4 to UKVI; and 1 to Border Force. For cases presenting low indicators of modern slavery (labour exploitation), the Helpline refers both to law enforcement as well as to GLAA and/or HMRC. Other reasons for making GLAA and/or HMRC referrals on modern slavery cases may include that the exploitation is taking place in a GLAA regulated sector or additional information has been provided to the Helpline on a case following initial referral.



International Cases



617 Calls relating to cases outside the UK or an unknown location



324 Online reports



1 App submissions



259 Cases of modern slavery

8 Cases of labour abuse



585 Potential victims of modern slavery

15 Potential victims of labour abuse

The above statistics relate to cases outside the UK or an unknown location

Country	Type of Exploitation							Total # of Potential of MS Victims	Country	Type of Exploitation							Total # of Potential of MS Victims
	Labour	Sexual	Criminal	Domestic	Financial	Various	Unknown			Labour	Sexual	Criminal	Domestic	Financial	Various	Unknown	
Albania	2	3	5				5	15	Oman							1	1
Bangladesh	1							1	Philippines	3			1				4
Bangladesh	1							1	Poland							2	2
Bulgaria							1	1	Romania		2					1	3
Chad	1							1	Senegal	1							1
China		2						2	Sierra Leone							1	1
Egypt	1						1	2	Somalia	8					1	1	10
England	2		1					3	Spain	1							1
Eritrea	6							6	Sudan	12						3	15
Ethiopia	1						1	2	Syria	4							4
Finland	1							1	Thailand		3						3
Greece				1				1	Timor-Leste							11	11
India	1	1					4	6	Uganda				2				2
Iran	6	1		3			4	14	Ukraine	2							2
Iraq	1							1	United Kingdom	2	1	1				1	5
Kenya				1				1	Venezuela		1						1
Kuwait	1							1	Vietnam	2					1		3
Libya	1							1	Yemen	3							3
Morocco							1	1	Zambia		1						1
Myanmar	4							4	Zimbabwe	1							1
Nigeria		1		1				2	Unknown	271	20	10	16		9	118	444



Outside of the modern slavery cases shown in the table, the Helpline also received calls regarding general information and non-modern slavery cases from various countries. The number of modern slavery cases or PVs when summed by country may not equal the total number of modern slavery cases, because a single case (or victim) may report exploitation in multiple countries.

Disclaimer: This report represents a summary of the calls received into the UK-wide Modern Slavery & Exploitation Helpline between April and June 2022. It is not intended to provide a comprehensive assessment of Modern Slavery in the UK. The number of potential modern slavery cases and PVs indicated are based on the information provided to the Helpline at the time of the contact. The Helpline does not corroborate or seek to prove the information provided.