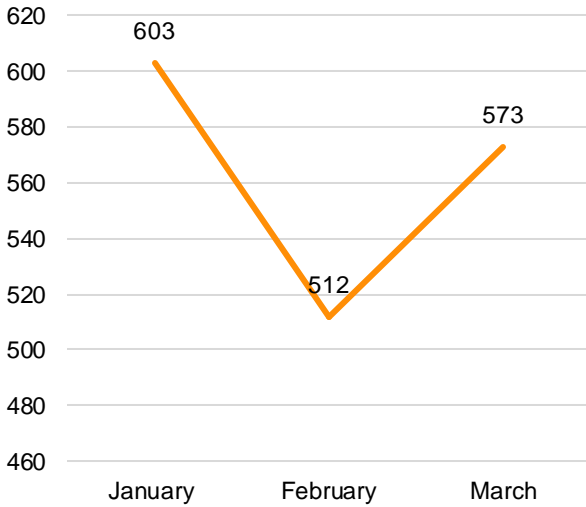


## quarter one statistical report 2022 summary

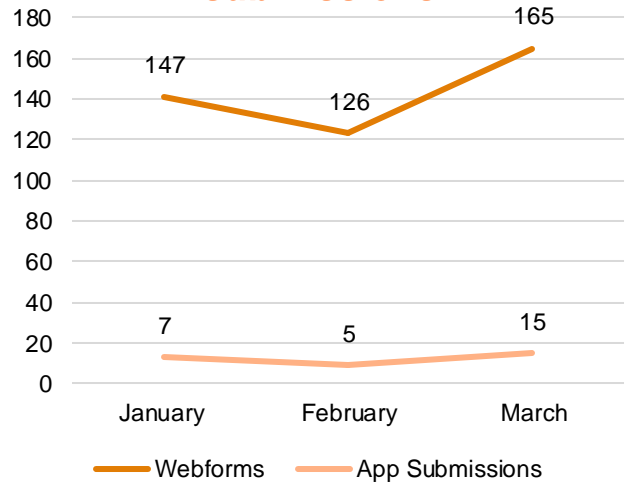
- Exploitation was reported across all four UK countries.
- Romania was the most prevalent nationality of potential victims (PVs) reported for England, as was the case in the preceding quarter. This quarter Indian nationals represented the largest proportion of PVs in Scotland, Chinese nationals the most in Wales and Hungarian nationals the most in Northern Ireland.
- The total number of modern slavery cases reported in quarter one increased by 33%, indicating 23% more PVs than in the preceding quarter.



### helpline calls



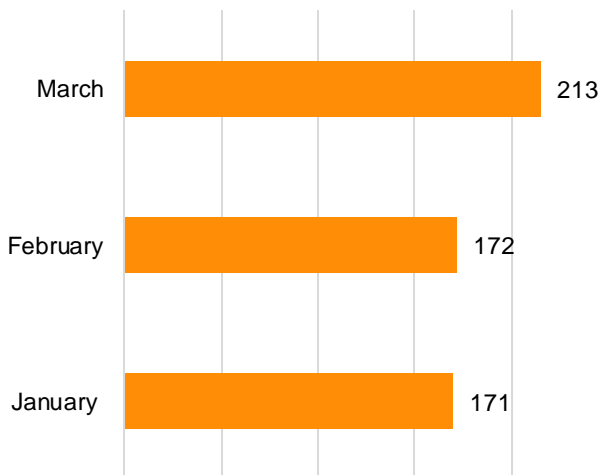
### webforms and app submissions



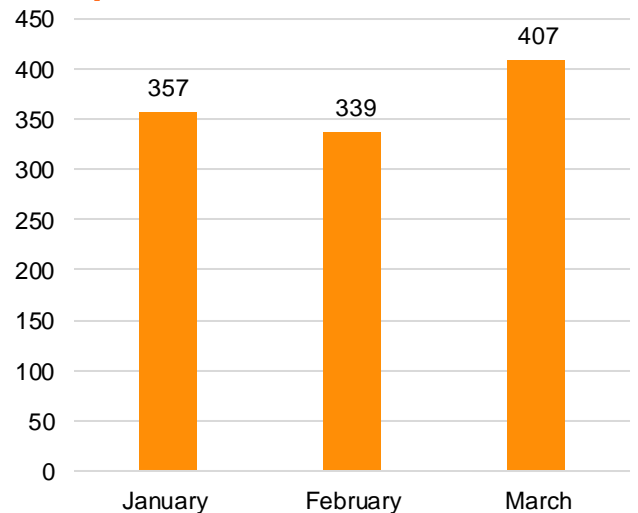
In quarter one, January showed the highest number of helpline calls at 603, with a drop in February to 512, and increasing again in March to 573. The number of webforms and app submissions demonstrated a similar V-shaped pattern but both peaked in March at 165 and 15 submissions respectively.



### modern slavery cases



### potential victims indicated



The number of modern slavery cases opened this quarter was 33% higher than in quarter four of 2021 (418 to 556). Correspondingly, the number of PVs reported on modern slavery cases in quarter one increased by 23% from the prior quarter (897 to 1,103).

# January – March 2022 totals

 **1,688** Calls into the Helpline – 08000 121 700

 **438** Online reports – [modernslaveryhelpline.org/report](https://modernslaveryhelpline.org/report)

 **27** App submissions  **1,504** Cases

 **556** Cases of modern slavery **107** Cases of labour abuse

 **1,103** Potential victims of modern **388** Potential victims of labour abuse

## modern slavery cases



**Modern Slavery Cases** (indicators of modern slavery identified)

**Labour Abuse Cases** (indicators of labour abuse identified)

**Non-Modern Slavery Cases** (other crimes, vulnerabilities, needs, risks)

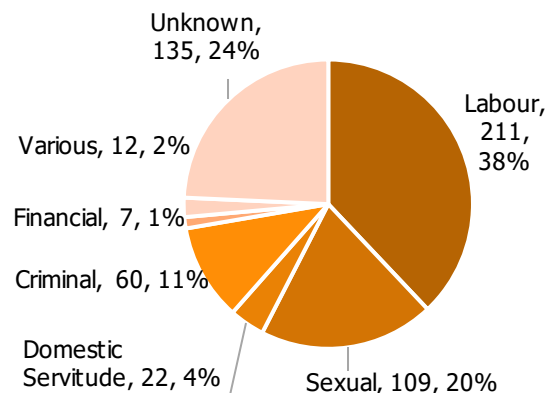
**General Information Cases** (media, info about Helpline, general Qs about MS in the UK)

**Non-Substantive Cases** (wrong number, hang ups, inaudible connection)

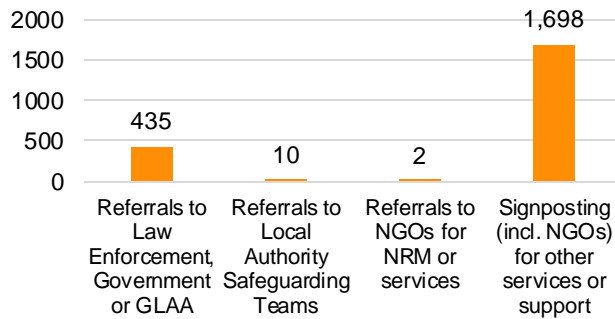
Indicators of modern slavery reported to the Helpline include, but are not limited to, passport or document confiscation, little or no pay, debt bondage, isolation, monitoring, and physical abuse. The Helpline continues to field a significant number of reports of potential labour abuse, which may include failure to pay national minimum wage, employment contract concerns, inability to take breaks or leave, dangerous working conditions and harassment at the workplace. General information cases may relate to requests for Helpline materials and media interviews.

With the increase in modern slavery cases overall, an upturn across exploitation types corresponded. Labour exploitation nearly cases doubled from 107 to 211 cases. Sexual exploitation cases increased by 15% from the prior quarter (95 to 109). Criminal exploitation increased by 7% (56 to 60). Domestic servitude cases increased by 5%. Broadly, the distribution percentages of each exploitation type remained consistent with the previous quarter. "Various" is selected when more than one type of exploitation is reported. Cases with "unknown" exploitation type may result from a technical assistance call with a professional dealing with a victim where the specific details of the exploitation type are not disclosed on the call.

## type of exploitation

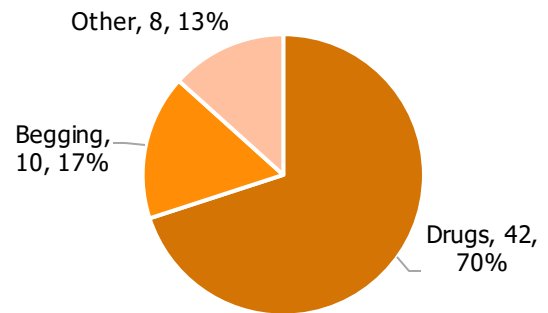


## 2,145 referrals and signposts



Referrals and signposts rose by 20% overall from the prior quarter. Signposts increased by 20% (1,411 to 1,698). Referrals to statutory bodies grew 20% (364 to 435). Consistently, referrals were predominantly to police and government entities for investigation or National Referral Mechanism (NRM) applications. These include actions on non-modern slavery cases, which may be made for other crimes indicated or safeguarding concerns. Cases may have more than one referral or signpost.

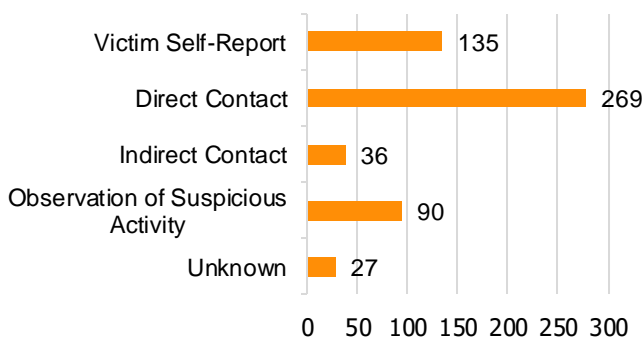
## types of criminal exploitation



Drug activity and begging increased by 20%, from the previous quarter.

There were eight cases classed as "other" - this can include cuckooing, fraud and theft.

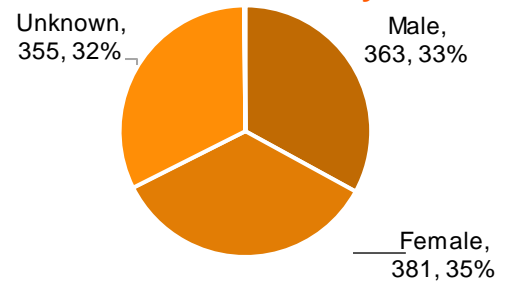
## proximity of caller to the victim(s) in modern slavery cases



The distribution of caller proximity types in modern slavery cases was broadly in line with the previous quarter and all increasing consistently with the overall number of cases. Of the modern slavery cases reported, these involved a report from the victim themselves (24%) or someone in direct contact with the PV (48%). Unknown proximity rose the highest by approximately 300% (from 7 to 28).

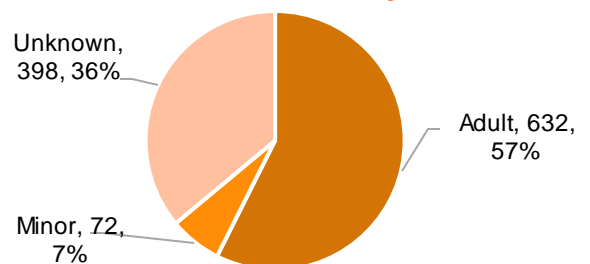
Callers in "direct contact" with a victim may include an NGO, friends or family of the PVs, health professional, police, or social services. "Indirect contact" is recorded where the caller knows of the situation, or the individual involved. "Observation of suspicious activity" refers to third party tip offs, where often limited information is known.

## gender of potential victims of modern slavery



The gender of PVs is recorded by the Helpline where this is provided by the caller. If the caller is unable to specify the gender of indicated victims, "unknown" is recorded. This quarter, one PV was reported as transgender male and one as gender non-conforming. Male victims increased by 32% and female victims by 13% from the prior quarter.

## age of potential victims of modern slavery



PVs' ages are recorded based on caller information. If the caller does not know the age of the victim, "unknown" is recorded. In all cases, the Helpline seeks to establish if a minor is involved in a situation.

The overall percentage of minors remained the same quarter-on-quarter at 7% of all victims.

# United Kingdom



**948** Calls relating to cases in the United Kingdom



**272** Online reports



**20** App submissions



**352** Cases of modern slavery

**100** Cases of labour abuse



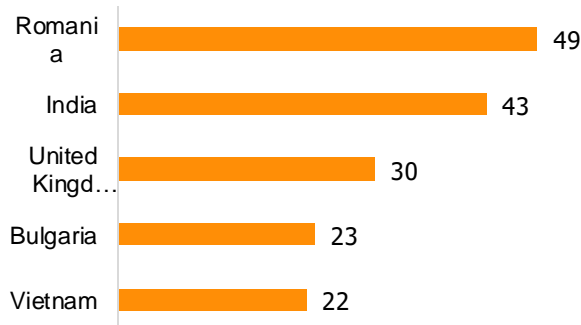
**835** Potential victims of modern slavery

**375** Potential victims of labour abuse

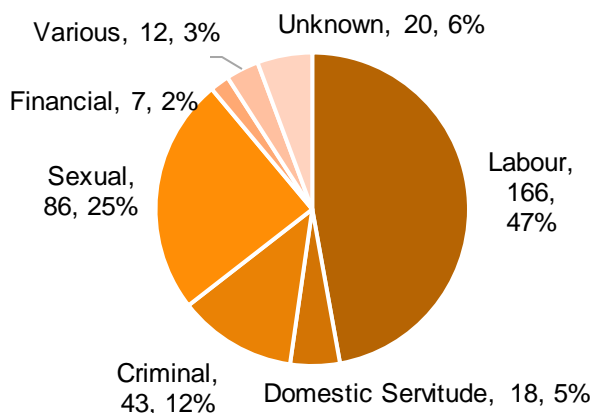
The Helpline may receive multiple calls about one case. This section includes cases reported in England, Scotland, Wales, Northern Ireland as well as cases where caller speaks in general terms about a case in the UK but did not specify a particular country or location. Callers may be calling from the UK or another country.

Along with calls on modern slavery cases, the 948 calls reported above may also be for non-modern slavery, labour abuse, or general information cases with a reported caller location in the United Kingdom.

## UK: common potential victim nationalities

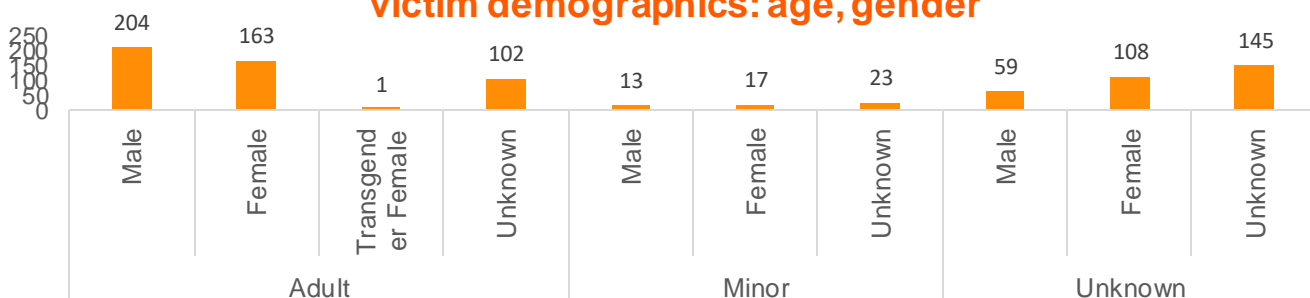


## type of exploitation



Labour exploitation was the most reported exploitation type in modern slavery cases in the UK by a large margin, making up 47%. Sexual exploitation was the second most commonly reported exploitation type at 25%, followed by criminal exploitation at 12%. Romanian was the most prevalent nationality of potential victims (49), followed by Indian (43), UK (30), Bulgaria (23) and Vietnam (22). There were 470 adult potential victims and 53 minors recorded. There was one transgender female recorded this quarter.

## victim demographics: age, gender




# England

 **752** Calls relating to cases in England

 **231** Online reports

 **18** App submissions

 **304** Cases of modern slavery **91** Cases of labour abuse

 **733** Potential victims of modern slavery

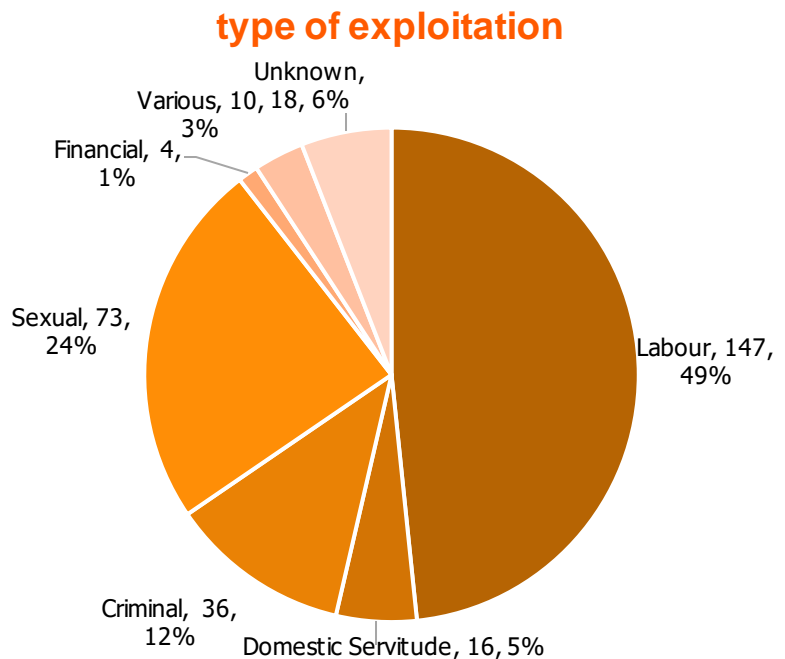
**349** Potential victims of labour abuse

The Helpline may receive multiple calls about one case. Calls relating to cases of modern slavery reportedly occurring in England are recorded above, even though the caller may be calling from another country. Sometimes callers speak in general terms about cases in England but may not specify a particular area or location.

Along with calls on modern slavery cases, the 752 calls reported above may also be for non-modern slavery, labour abuse, or general information cases with a reported caller location of England.

The overall number of modern slavery cases increased by 44% (211 to 304) from the prior quarter. The number of financial exploitation cases increased from 0 to 4 cases. Labour exploitation increased by 88% (78 to 147).

The overall percentage distribution of types of exploitation remained generally stable, following a similar distribution pattern to that of the previous quarter. Sexual exploitation cases had the smallest increase, rising by 7% (64 to 73). Domestic servitude accounted for a similar proportion of total modern slavery cases with 5% of quarter one 2022 cases (16 cases) versus 7% of quarter four 2021 (15 cases).




**221** Referrals to police forces

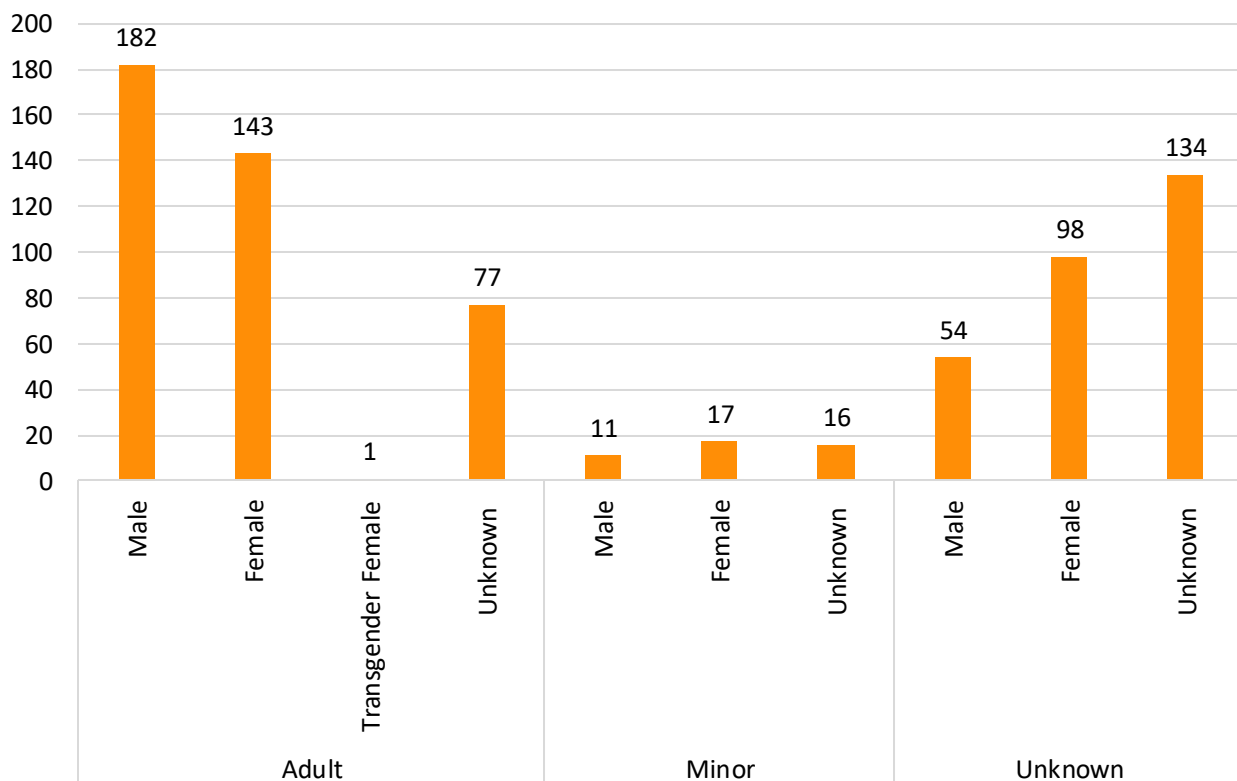
**5** Referrals to local authorities

on modern slavery cases

## England: Common victim nationalities



## England: potential victim demographics: age, gender



# Scotland



**31** Calls relating to cases in Scotland



**11** Online reports



**1** App submission



**15** Cases of modern slavery

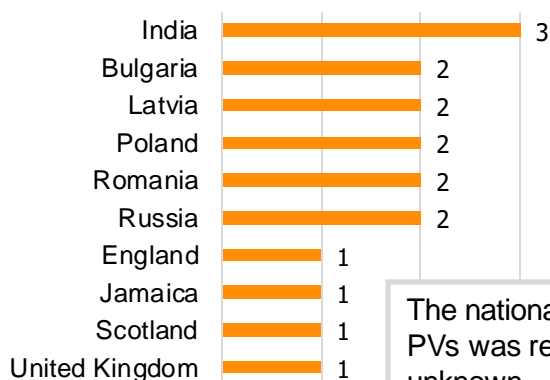
**3** Cases of labour abuse



**65** Potential victims of modern slavery

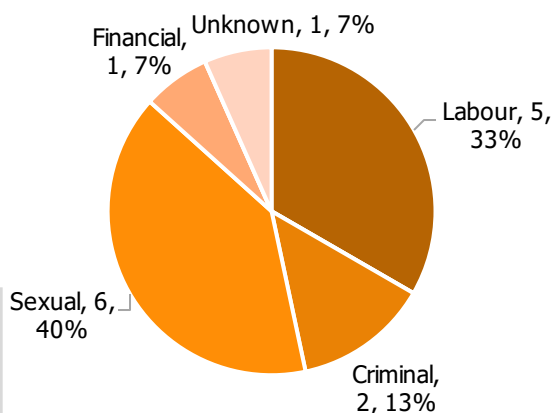
**14** Potential victims of labour abuse

## potential victim nationalities



The nationality of 47 PVs was recorded as unknown.

## type of exploitation



As with the previous quarter, there have been no reports of domestic servitude occurring in Scotland in quarter one 2022. In quarter one, 5% of the PVs exploited in Scotland were reported to be Indian and there was an identical proportion of 3% for Bulgarian, Latvian, Polish, Romanian and Russian nationals. Also of note were 4 minors of unknown gender reported to be exploited in Scotland in quarter one.



**11** Referrals to police forces

**0** Referrals to local authorities

on modern slavery cases

## victim demographics: age, gender





# Wales



**20** Calls relating to cases in Wales



**6** Online reports



**1** App submission



**11** Cases of modern slavery

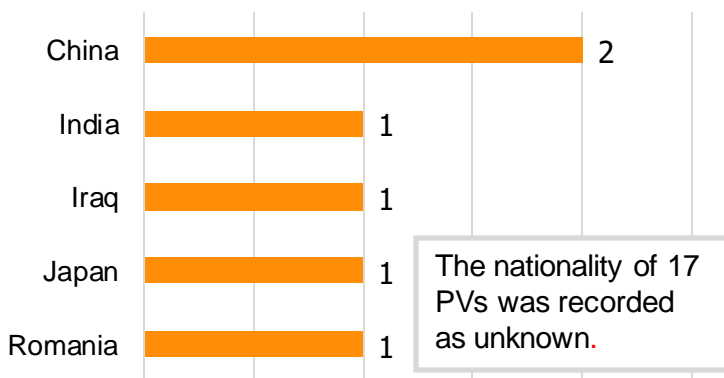
**3** Cases of labour abuse



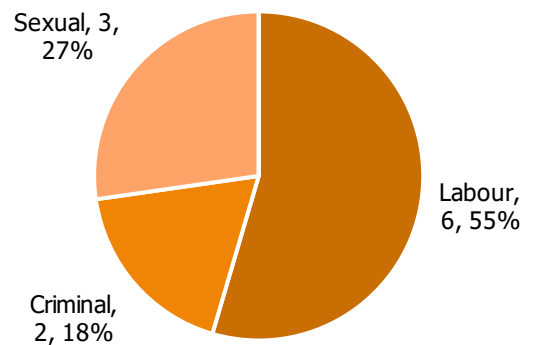
**23** Potential victims of modern slavery

**10** Potential victims of labour abuse

## potential victim nationalities



## type of exploitation



Cases of modern slavery reported to have occurred in Wales this quarter remained static with the previous quarter (a total of 11 cases). However, the number of PVs of modern slavery rose by 35% (17 to 23). This quarter, referrals to police forces doubled from 6 to 12. Reported minor PVs increased from 1 to 3 quarter-on-quarter, representing 13% of overall victims. Adult male victims accounted for 35% of the overall reported PVs.

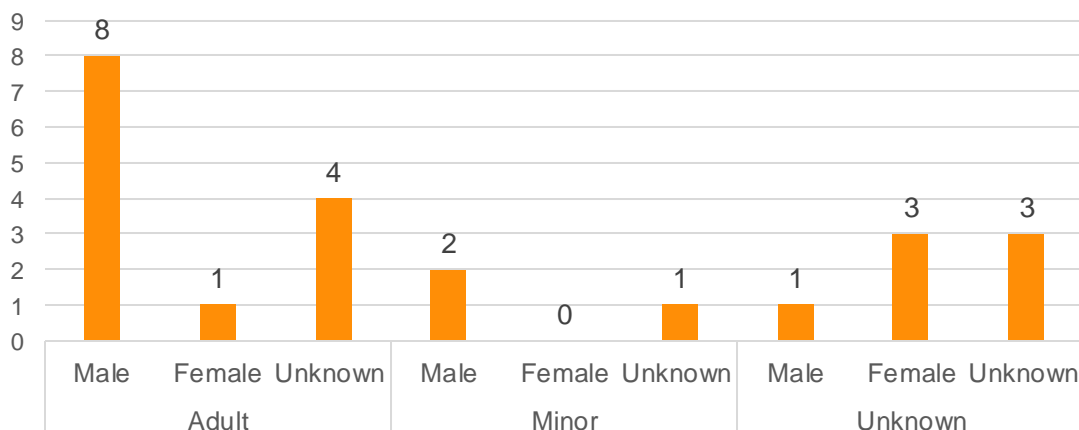


**11** Referrals to police forces

**0** Referrals to local authorities

on modern slavery cases

## victim demographics: age, gender



# Northern Ireland



9 Calls relating to cases in Northern Ireland



2 Online reports



0 App submissions



2 Cases of modern slavery


0 Cases of labour abuse



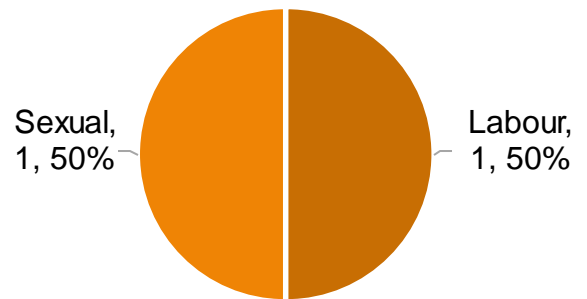
3 Potential victims of modern slavery

0 Potential victims of labour abuse

## PV nationalities



## type of exploitation



Quarter one exhibited a 150% drop from 5 modern slavery cases in the preceding quarter to 2 cases reported in Northern Ireland. There was a 86% decline in the number of PVs reported (from 22 in the previous quarter to 3 in quarter one 2022). A Hungarian national was the only recorded nationality and only one single female was reported. The other nationalities, age and gender were not disclosed by the point of contact(s).

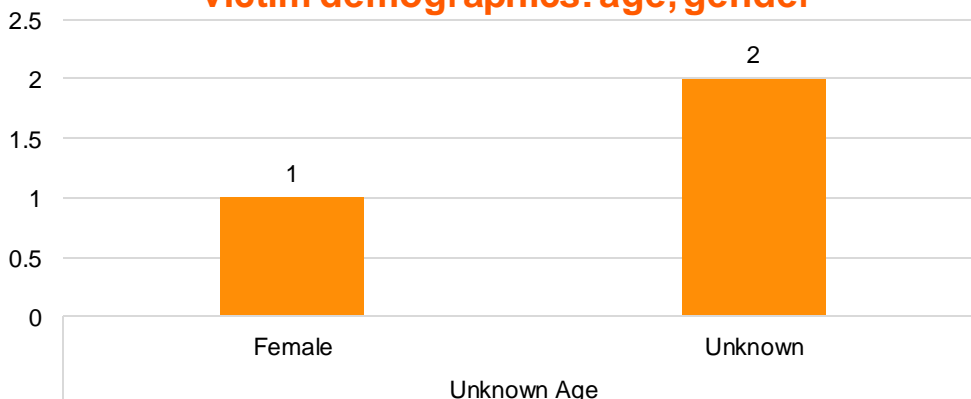


1 Referrals to police forces

0 Referrals to local authorities/trusts

on modern slavery cases

## victim demographics: age, gender





## Referrals to UK-Wide Agencies

	Total # of Modern Slavery Case Referrals	Type of Exploitation						Total # of Victims
		Labour	Sexual	Criminal	Domestic	Financial	Various	
National Crime Agency	7	2	5					14
GLAA	9	9						48
UKVI	4	2		2				4
Border Force	2	1	1					3
HMRC	12	12						56

	Total # of Labour Abuse Case Referrals	Total # of Victims
GLAA	52	262
HMRC	23	116

When all cases are included, including reports of labour abuse, 35 referrals were sent to HMRC; 61 referrals to the GLAA; 7 to the NCA; 4 to UKVI; and 2 to Border Force.

For cases presenting low indicators of modern slavery (labour exploitation), the Helpline refers both to law enforcement as well as to GLAA and/or HMRC. Other reasons for making GLAA and/or HMRC referrals on modern slavery cases may include that the exploitation is taking place in a GLAA regulated sector or additional information has been provided to the Helpline on a case following initial referral.



# International Cases



**766** Calls relating to cases outside the UK or an unknown location



**171** Online reports



**2** App submissions



**218** Cases of modern slavery **7** Cases of labour abuse



**292** Potential victims of modern slavery

**13** Potential victims of labour abuse

The above statistics relate to cases outside the UK or an unknown location

Country	Type of Exploitation							Total # of Potential of MS Victims	Country	Type of Exploitation							Total # of Potential of MS Victims
	Labour	Sexual	Criminal	Domestic	Financial	Various	Unknown			Labour	Sexual	Criminal	Domestic	Financial	Various	Unknown	
Albania	0	7	0	0	1	0	0	8	Nigeria	0	0	0	1	0	0	0	1
Austria	0	0	0	0	0	0	7	7	Oman	2	1	0	0	0	0	1	4
Belgium	5	5	0	0	0	0	0	10	Philippine	0	1	0	0	0	0	0	1
Brazil	8	0	0	0	0	0	0	8	Poland	0	0	0	0	0	0	2	2
Cameroon	1	0	0	0	0	0	0	1	Romania	0	0	0	0	0	3	1	4
Ethiopia	1	0	0	1	0	0	1	3	Russia	1	0	0	0	0	1	0	2
France	4	0	0	0	0	0	0	4	Saudi Arab	0	0	0	1	0	1	0	2
Georgia	0	1	0	0	0	0	0	1	South Afr	0	2	0	0	0	0	0	2
Germany	1	0	1	0	0	0	6	8	Sri Lanka	0	0	1	0	0	0	0	1
Greece	7	0	1	0	0	0	0	8	Sweden	2	0	0	0	0	0	0	2
Guinea	0	1	0	0	0	0	0	1	Tanzania	0	4	0	0	0	0	0	4
India	2	0	0	0	0	0	0	2	Thailand	0	1	0	0	0	0	0	1
Italy	0	1	1	0	0	3	0	5	Turkey	2	1	0	1	0	0	0	4
Kosovo	0	1	0	0	0	0	0	1	United Ar	3	0	0	0	0	0	0	3
Kuwait	0	0	0	1	0	0	0	1	United Sta	2	0	0	0	0	0	0	2
Liberia	0	1	0	0	0	0	0	1	Unknown	18	17	15	1	0	0	117	168
Libya	32	0	0	0	0	4	2	38	Zimbabwe	0	0	1	0	0	0	0	1
Mauritani	3	0	0	0	0	0	0	3	<b>Total</b>	<b>30</b>	<b>27</b>	<b>17</b>	<b>4</b>	<b>0</b>	<b>5</b>	<b>121</b>	<b>204</b>
Namibia	0	1	0	0	0	0	0	1									
Netherlan	0	0	0	1	0	0	0	1									
<b>Total</b>	<b>64</b>	<b>18</b>	<b>3</b>	<b>3</b>	<b>1</b>	<b>7</b>	<b>16</b>	<b>112</b>									

Outside of the modern slavery cases shown in the table, the Helpline also received calls regarding general information and non-modern slavery cases from various countries. The number of modern slavery cases or PVs when summed by country may not equal the total number of modern slavery cases, because a single case (or victim) may report exploitation in multiple countries.

Disclaimer: This report represents a summary of the calls received into the UK-wide Modern Slavery & Exploitation Helpline between January and March 2022. It is not intended to provide a comprehensive assessment of Modern Slavery in the UK. The number of potential modern slavery cases and PVs indicated are based on the information provided to the Helpline at the time of the contact. The Helpline does not corroborate or seek to prove the information provided.