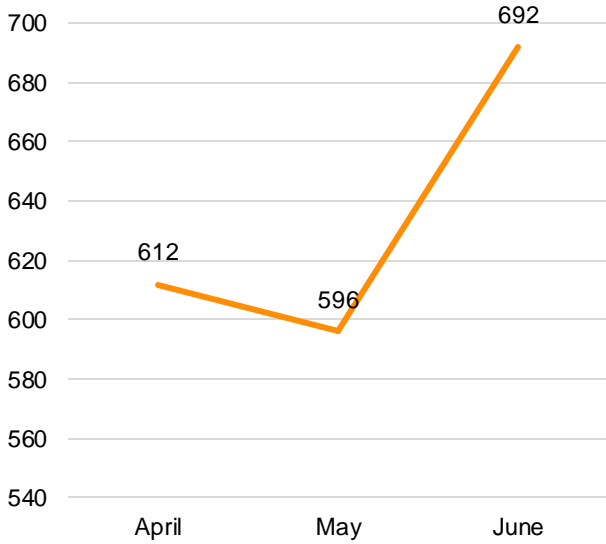


quarter two statistical report 2022 summary

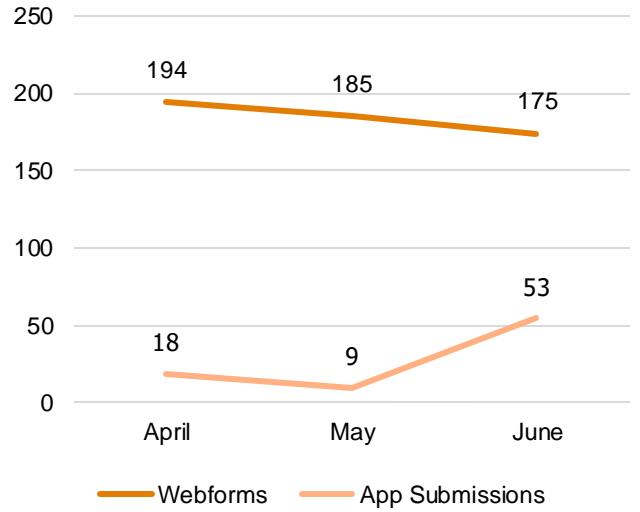
- The number of potential victims (PVs) of modern slavery increased by more than 75% this quarter and there were 34% more cases of modern slavery recorded.
- This quarter saw a 44% rise in labour exploitation, a 17% increase in sexual exploitation. It was also the first time a case of organ harvesting was reported to the Helpline.
- Drug crime was the highest recorded criminal exploitation type this quarter, representing 79% of criminal exploitation cases.



helpline calls



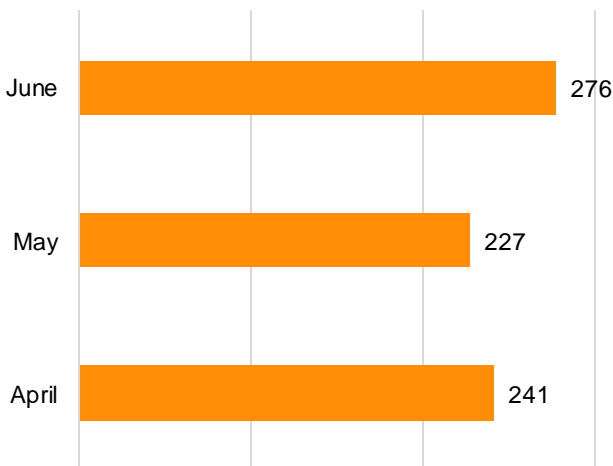
webforms and app submissions



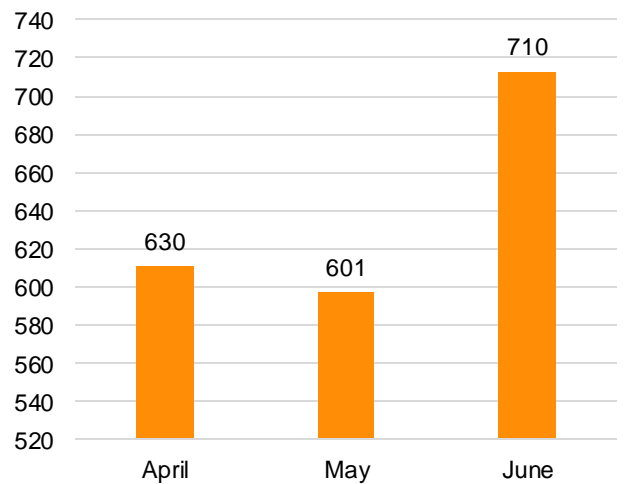
In quarter two, June had the highest number of helpline calls (692) with the least in May (596). The number of helpline calls and app submissions demonstrated a similar V-shaped pattern, peaking in June. In contrast, webform submissions was highest in April (194) and gradually decreased to 175 in June.



modern slavery cases



potential victims indicated



The number of modern slavery cases opened this quarter was 34% higher than in quarter one (557 to 744). Of significant note, the number of PVs reported on modern slavery cases in quarter two escalated by 76% from the preceding quarter (1,101 to 1,941).


April – June 2022 totals

 **1,900** Calls into the Helpline – 08000 121 700

 **554** Online reports – modernslaveryhelpline.org/report


 **80** App submissions  **1,791** Total cases

 **744** Cases of modern slavery **127** Cases of labour abuse

 **1,941** Potential victims of modern slavery

521 Potential victims of labour abuse

modern slavery cases



Modern Slavery Cases (indicators of modern slavery identified)

Labour Abuse Cases (indicators of labour abuse identified)

Non-Modern Slavery Cases (other crimes, vulnerabilities, needs, risks)

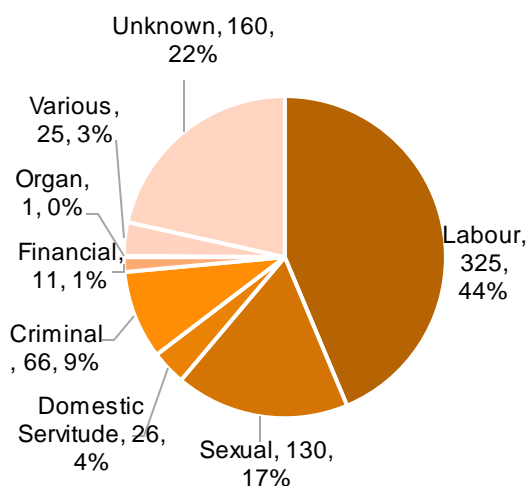
General Information Cases (media, info about Helpline, general Qs about MS in the UK)

Non-Substantive Cases (wrong number, hang ups, inaudible connection)

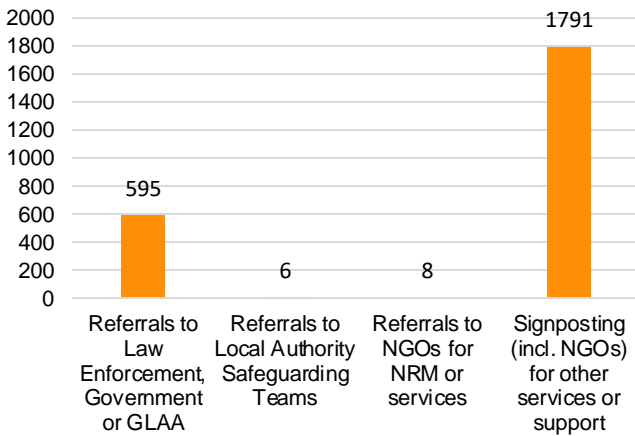
Indicators of modern slavery reported to the Helpline include, but are not limited to, passport or document confiscation, little or no pay, debt bondage, isolation, monitoring, and physical abuse. The Helpline continues to field a significant number of reports of potential labour abuse, which may include failure to pay national minimum wage, employment contract concerns, inability to take breaks or leave, dangerous working conditions and harassment at the workplace. General information cases may relate to requests for Helpline materials and media interviews.

As with the previous two quarters, the rise in modern slavery cases paralleled the overall increase in exploitation types. There was a notable single organ harvesting case this quarter. Financial exploitation cases rose by 57% (7 to 11) from the prior quarter. Labour exploitation cases also increased by 54% (211 to 325). Both sexual exploitation and domestic servitude cases increased from the prior quarter. Once again, for this quarter, the distribution percentages of each exploitation type remained consistent with the previous quarter. "Various" is selected when more than one type of exploitation is reported. Cases with "unknown" exploitation type may result from a technical assistance call with a professional dealing with a victim where the specific details of the exploitation type are not disclosed on the call.

type of exploitation

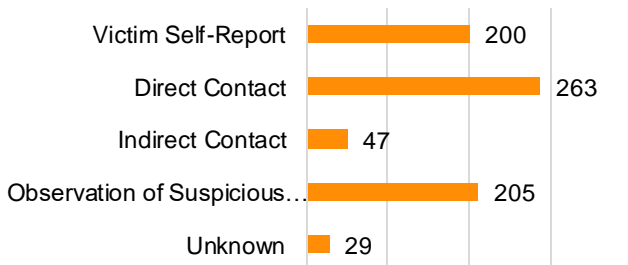


2,400 referrals and signposts



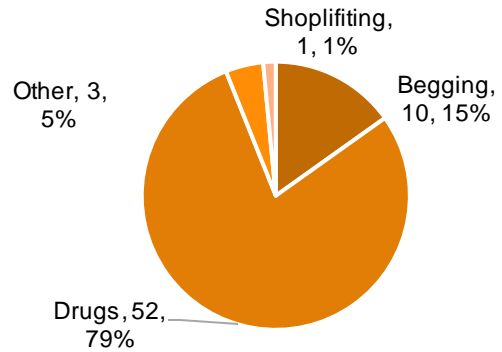
Referrals and signposts rose by 11% overall from the prior quarter. Signposts increased by 5% (1,698 to 1,791). Referrals to statutory bodies rose by 37% (435 to 595) while referrals to NGOs for National Referral Mechanism (NRM) increased from 2 to 8 this quarter. Consistent with previous quarters, referrals were predominantly to police and government entities for investigation or first responder requests. These include actions on non-modern slavery cases, which may be made for other crimes indicated or safeguarding concerns. Cases may have more than one referral or signpost.

proximity of caller to the victim(s) in modern slavery cases



The distribution of caller proximity types in modern slavery cases was broadly in line with the two previous quarters and all increasing consistently with the overall number of cases. Of the modern slavery cases reported, 27% involved a report from the victim themselves and 35% from someone in direct contact with the PV. Reports from individuals in indirect contact increased from the prior quarter. Furthermore, callers who were observers of suspicious activity rose the most by 127% (from 90 to 205). Callers in "direct contact" with a victim may include an NGO, friends or family of the PVs, health professional, police, or social services. "Indirect contact" is recorded where the caller knows of the situation, or the individual involved. "Observation of suspicious activity" refers to third party tip offs, where often limited information is known.

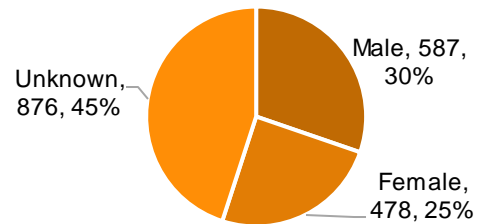
types of criminal exploitation



Drug crime was the highest recorded criminal exploitation type in Q2 at 79% (52 cases), followed by begging with 15% (10 cases). There was only one instance of shoplifting recorded this quarter.

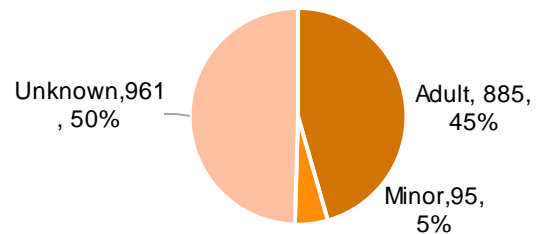
There were 3 cases classed as "other" - this can include cuckooing, fraud and theft.

gender of potential victims of modern slavery



The gender of PVs is recorded by the Helpline when this is provided by the caller. If the caller is unable to specify the gender of indicated victims, "unknown" is recorded. This quarter, where the gender of victims were known, there were more males (587) recorded accounting for 30% of all victims while females accounted for 25% (478 victims).

age of potential victims of modern slavery



PVs' ages are recorded based on caller information. If the caller does not know the age of the victim, "unknown" is recorded. In all cases, the Helpline seeks to establish if a minor is involved in a situation. The overall proportion of minors was only slightly lower than the previous quarter accounting for 5% of all victims.

United Kingdom



1086 Calls relating to cases in the United Kingdom



369 Online reports



66 App submissions



496 Cases of modern slavery

119 Cases of labour abuse



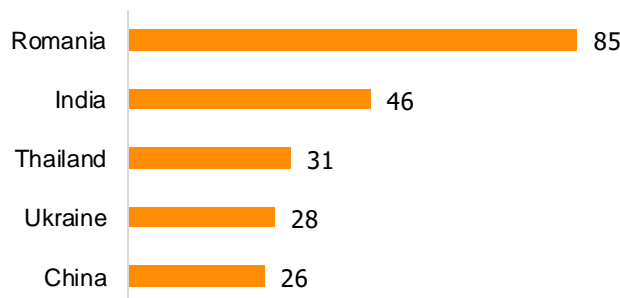
1381 Potential victims of modern slavery

509 Potential victims of labour abuse

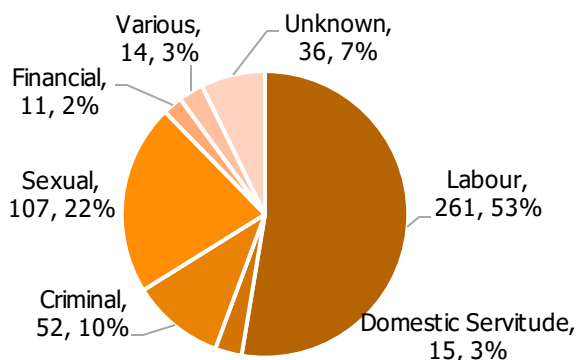
The Helpline may receive multiple calls about one case. This section includes cases reported in England, Scotland, Wales, Northern Ireland as well as cases where caller speaks in general terms about a case in the UK but did not specify a particular country or location. Callers may be calling from the UK or another country.

Along with calls on modern slavery cases, the 1086 calls reported above may also be for non-modern slavery, labour abuse, or general information cases with a reported caller location in the United Kingdom.

UK: common potential victim nationalities

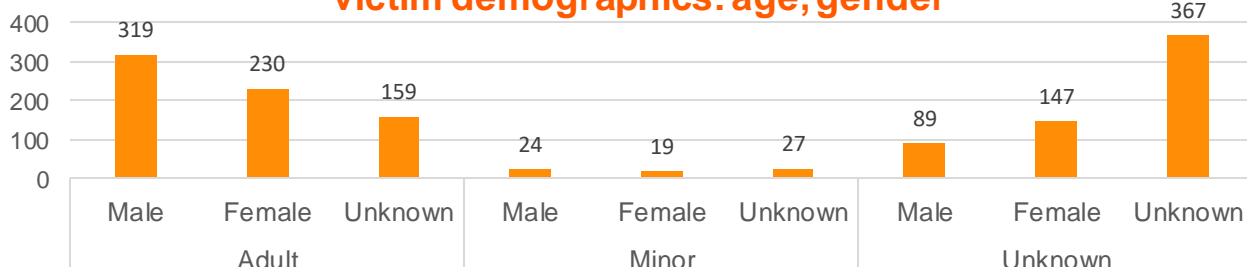


type of exploitation



Consistent with the previous quarter, labour exploitation, sexual exploitation and criminal exploitation were the top 3 most reported exploitation types in modern slavery cases in the UK. Romanian was the most frequently reported nationality across the UK this quarter. Romanian nationals made up 6% of the total number of potential victims. Adult males were the most commonly reported victim demographic (319), and there were 70 minors reported this quarter.

victim demographics: age, gender



England



846 Calls relating to cases in England



317 Online reports



56 App submissions



412 Cases of modern slavery

108 Cases of labour abuse

Cases of labour abuse



1209 Potential victims of modern slavery

458 Potential victims of labour abuse

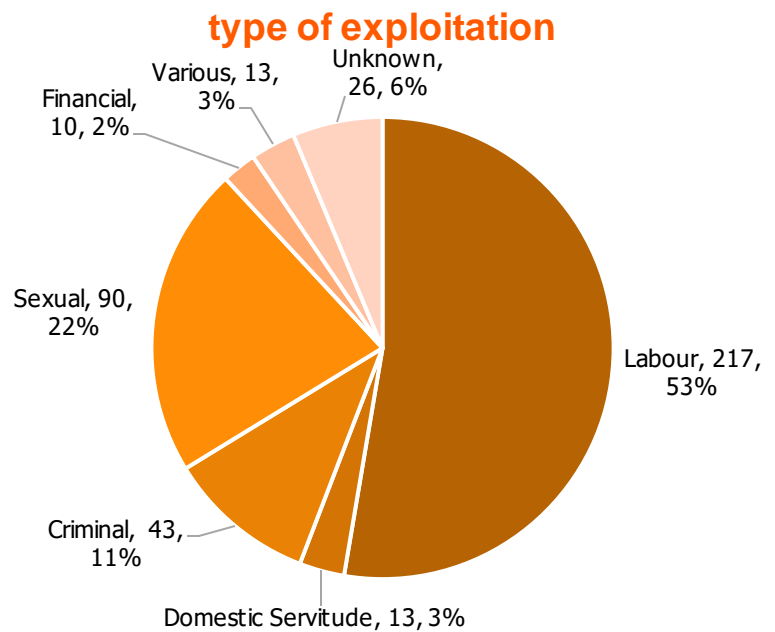
The Helpline may receive multiple calls about one case. Calls relating to cases of modern slavery reportedly occurring in England are recorded above, even though the caller may be calling from another country. Sometimes callers speak in general terms about cases in England but may not specify a particular area or location.

Along with calls on modern slavery cases, the 846 calls reported above may also be for non-modern slavery, labour abuse, or general information cases with a reported caller location of England.

The total number of modern slavery cases in England increased by 36% (303 to 412) from the preceding quarter. Of note, financial exploitation cases rose from 4 to 10 cases quarter-on-quarter.

Domestic servitude cases increased from the prior quarter but accounted for only 6% of all cases. Labour exploitation remains the highest proportion of modern slavery cases at 53%.

The overall percentage distribution of types of exploitation followed a similar distribution pattern to the previous quarter.

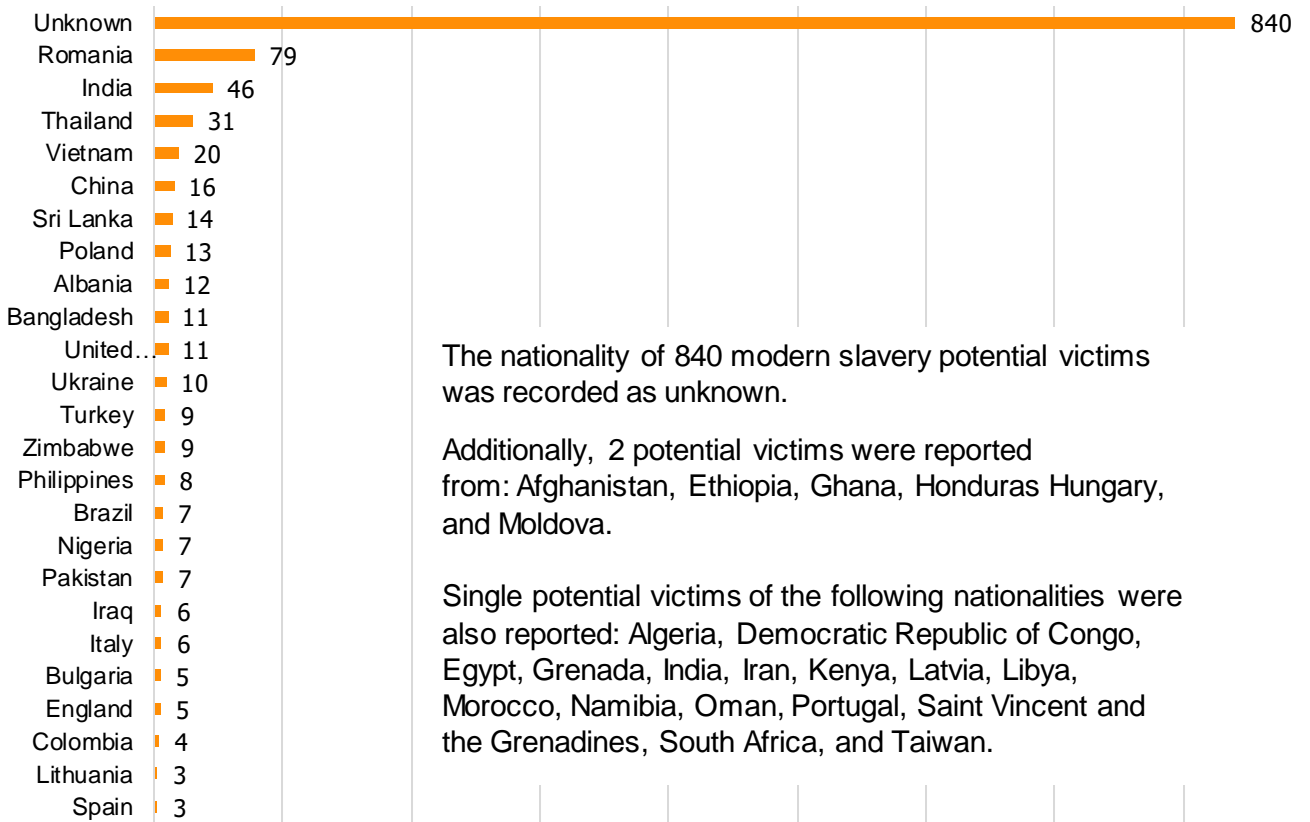


282 Referrals to police forces

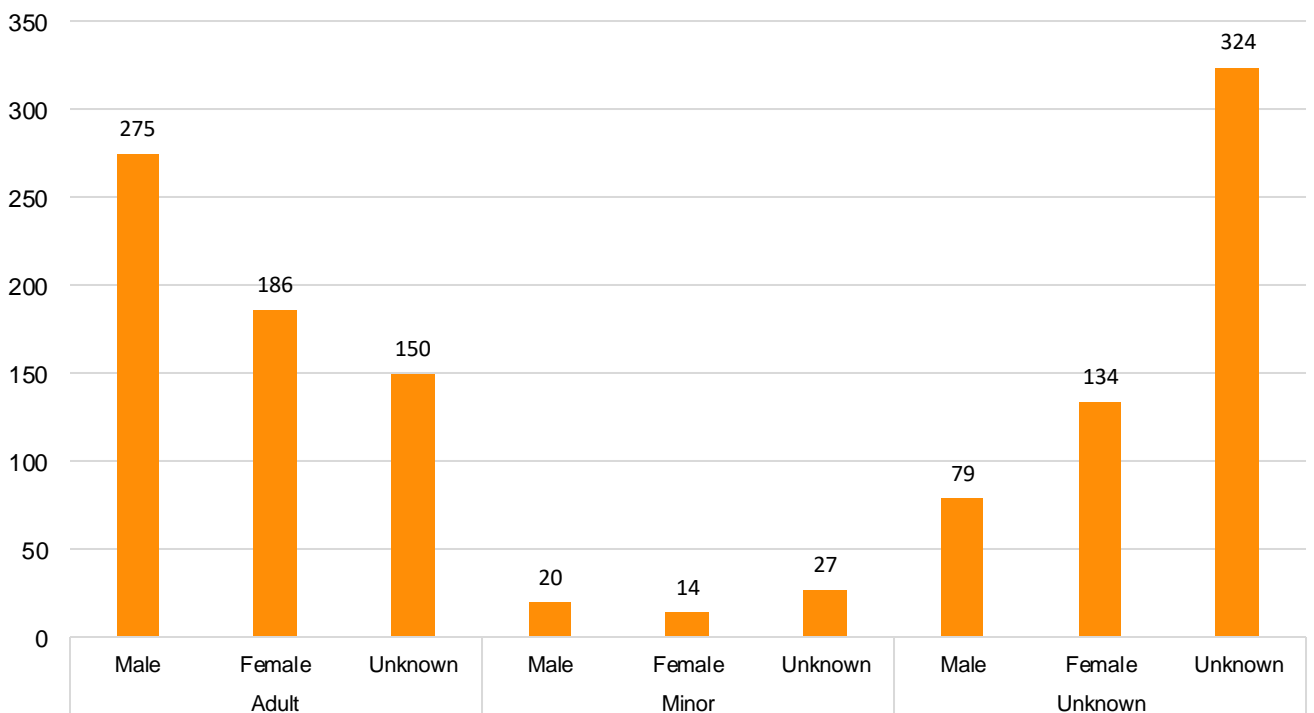
2 Referrals to local authorities

on modern slavery cases

England: common potential victim nationalities



England: potential victim demographics - age, gender



Scotland



38 Calls relating to cases in Scotland



17 Online reports



1 App submissions



23 Cases of modern slavery

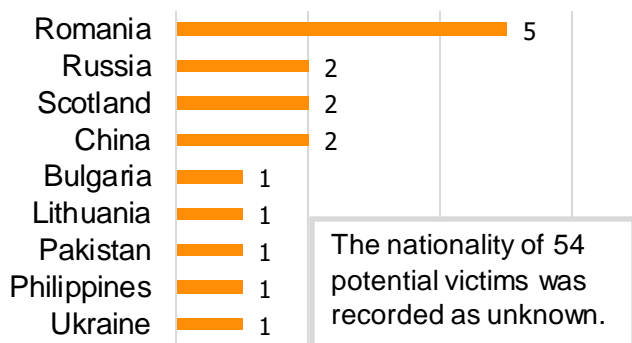
1 Case of labour abuse



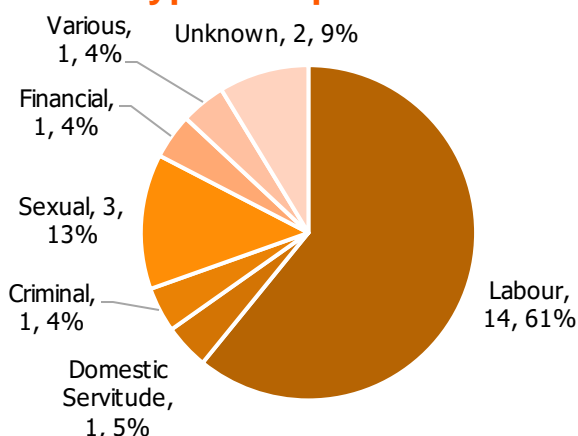
70 Potential victims of modern slavery

33 Potential victims of labour abuse

potential victim nationalities



type of exploitation



There was one case of domestic servitude occurring in Scotland in quarter two, in contrast with the previous two quarters where there were none reported. This quarter, 61% of modern slavery cases were labour exploitation cases, and 7% of the PVs exploited in Scotland were reported to be Romanian. There was an identical proportion of 3% for Chinese, Russian and Scottish nationals. Male adults represented the highest proportion of victims at 27%, whereas last quarter adults of unknown reported gender accounted for the highest proportion of victims.

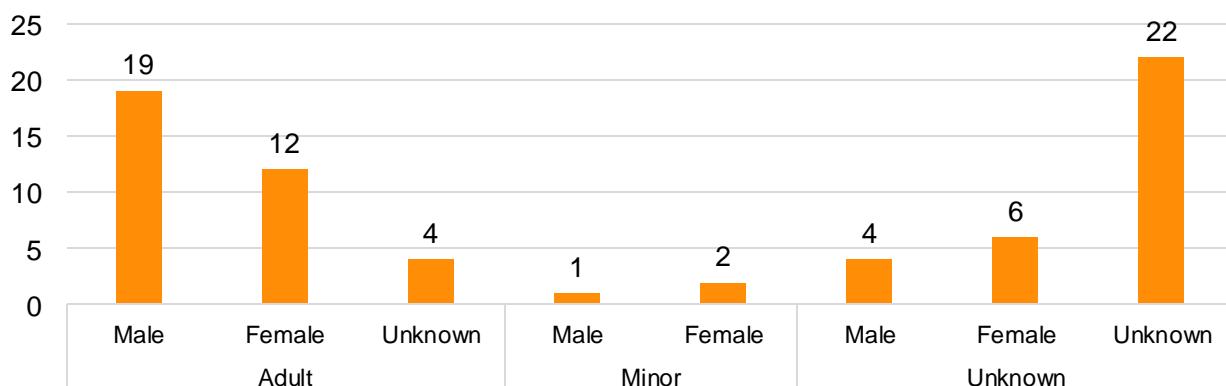


11 Referrals to police forces

0 Referrals to local authorities

on modern slavery cases

victim demographics: age, gender



Wales



25 Calls relating to cases in Wales



18 Online reports



8 App submissions



19 Cases of modern slavery

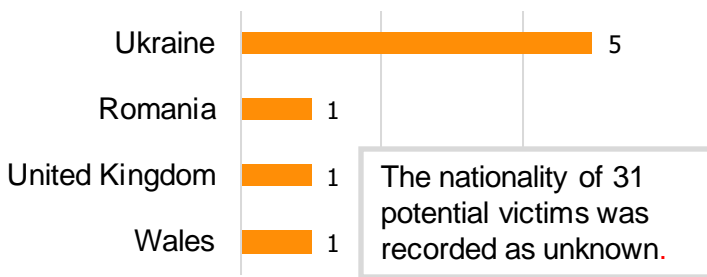
7 Cases of labour abuse



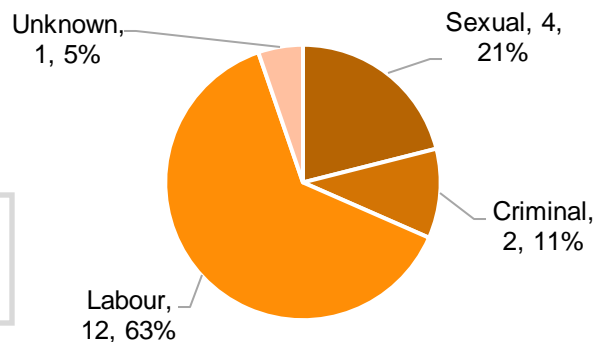
39 Potential victims of modern slavery

13 Potential victims of labour abuse

potential victim nationalities



type of exploitation



Cases of modern slavery reported to have occurred in Wales this quarter jumped by 72% (11 to 19) with a corresponding increase in the number of modern slavery potential victims (up by 70%). The number of labour abuse cases more than doubled from 3 to 7 cases with a 23% increase in labour abuse victims. This quarter, referrals to police forces were consistent to last quarter, with 11 referrals. For the second consecutive quarter, labour exploitation remained the highest reported type of modern slavery at 63% of modern slavery cases. Ukrainian nationals (5) represented the highest proportion of victims in Wales. Reported minor PVs increased from 3 to 5 quarter-on-quarter, representing 13% of overall victims, mirroring last quarter's proportion of minors.

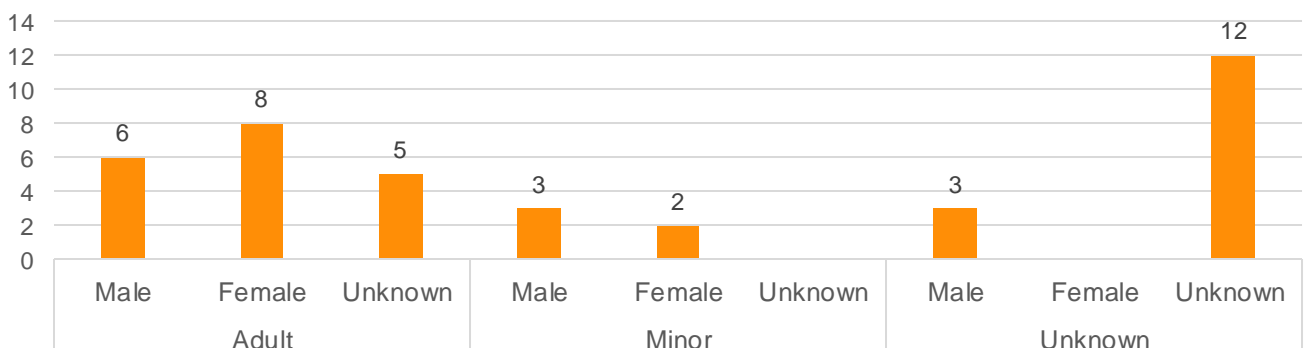


12 Referrals to police forces

0 Referrals to local authorities

on modern slavery cases

victim demographics: age, gender



Northern Ireland



9 Calls relating to cases in Northern Ireland



2 Online reports



0 App submissions



7 Cases of modern slavery

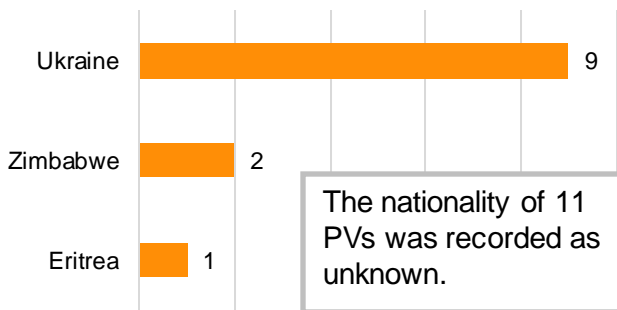
0 Cases of labour abuse



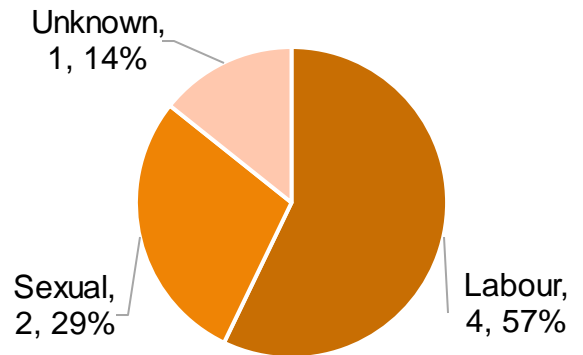
23 Potential victims of modern slavery

0 Potential victims of labour abuse

PV nationalities



type of exploitation



In Northern Ireland, quarter two had a 250% rise in modern slavery cases rising from 2 in quarter one to 7 in quarter two. There was a significant 667% increase in PVs of modern slavery from 3 in quarter one to 23 in quarter two. Ukrainian nationals (9) represented the most victims recorded followed by Zimbabwean (2) and a single Eritrean. Female adults were the highest recorded proportion of victims at 30% of all victims reported.

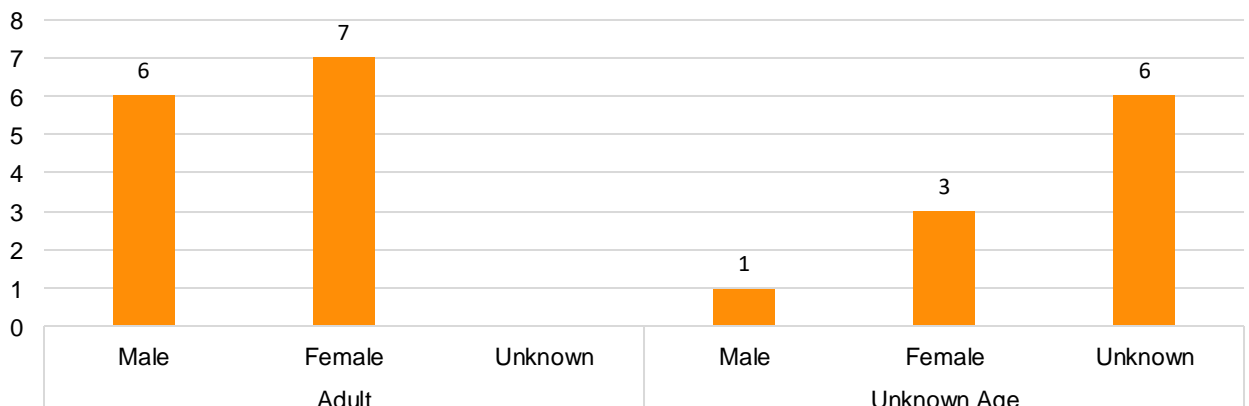


5 Referrals to police forces

0 Referral to local authorities/trusts

on modern slavery cases

victim demographics: age, gender





Referrals to UK-Wide Agencies

	Total # of Modern Slavery Case Referrals	Type of Exploitation							Total # of Victims
		Labour	Sexual	Criminal	Domestic	Financial	Various	Unknown	
National Crime Agency	1	1							4
GLAA	5	5							21
UKVI	10	2	2	3	2		1		11
Border Force	1	1							16
HMRC	20	20							81

	Total # of Labour Abuse Case Referrals	Total # of Victims
GLAA	82	0
HMRC	30	0

When all cases are included, including reports of labour abuse, 50 referrals were sent to HMRC; 87 referrals to the GLAA; 1 to the NCA; 10 to UKVI; and 1 to Border Force.

For cases presenting low indicators of modern slavery (labour exploitation), the Helpline refers both to law enforcement as well as to GLAA and/or HMRC. Other reasons for making GLAA and/or HMRC referrals on modern slavery cases may include that the exploitation is taking place in a GLAA regulated sector or additional information has been provided to the Helpline on a case following initial referral.



International Cases



825 Calls relating to cases outside the UK or an unknown location



189 Online reports



1 App submissions



259 Cases of modern slavery

11 Cases of labour abuse



585 Potential victims of modern slavery

15 Potential victims of labour abuse

The above statistics relate to cases outside the UK or an unknown location

Country	Type of Exploitation							Total # of Potential of MS Victims	Country	Type of Exploitation							Total # of Potential of MS Victims
	Labour	Sexual	Criminal	Domestic	Organ	Various	Unknown			Labour	Sexual	Criminal	Domestic	Organ	Various	Unknown	
Albania	2	2	2	0	0	0	0	6	Oman	1	3	0	3	0	0	1	8
Algeria	1	0	0	0	0	0	0	1	Poland	1	0	0	0	0	0	0	1
Bangladesh	73	0	0	0	0	0	0	73	Portugal	7	0	0	0	0	0	0	7
China	0	1	0	0	0	0	0	1	Russia	1	0	0	0	0	3	0	4
Colombia	0	1	0	0	0	0	0	1	Saudi Arab	9	1	0	1	2	0	1	14
Egypt	3	0	0	0	0	0	0	3	Somalia	1	0	0	0	0	0	0	1
Equatoria	0	0	0	0	0	1	0	1	South Afr	0	2	0	0	0	0	0	2
Eritrea	3	0	0	0	0	0	0	3	Sudan	8	0	0	0	0	4	1	13
Ethiopia	1	0	0	0	0	0	0	1	Sweden	0	0	0	1	0	0	0	1
France	11	2	1	0	0	2	1	17	Turkey	79	7	0	4	0	1	0	91
Greece	85	0	2	10	0	0	0	97	Uganda	0	0	0	0	2	0	0	2
Hong Kong	1	0	0	0	0	0	0	1	Ukraine	6	0	0	0	0	0	2	8
India	73	1	0	0	0	5	0	79	United Ar	0	0	0	1	2	0	0	3
Iran	75	0	0	0	0	3	0	78	United Sta	2	0	0	1	0	0	0	3
Iraq	0	0	0	1	0	0	0	1	Unknown	12	15	12	1	0	6	136	182
Italy	6	0	0	0	0	0	0	6	Vietnam	1	0	0	0	0	3	0	4
Kenya	0	0	0	1	0	0	0	1	Yemen	1	0	0	0	0	0	0	1
Libya	193	0	0	0	0	3	5	201	Total	129	28	12	12	6	17	141	345
Morocco	1	0	0	0	0	1	0	2									
Nigeria	0	1	0	0	0	0	0	1									
Total	528	8	5	12	0	15	6	574									



Outside of the modern slavery cases shown in the table, the Helpline also received calls regarding general information and non-modern slavery cases from various countries. The number of modern slavery cases or PVs when summed by country may not equal the total number of modern slavery cases, because a single case (or victim) may report exploitation in multiple countries.

Disclaimer: This report represents a summary of the calls received into the UK-wide Modern Slavery & Exploitation Helpline between April and June 2022. It is not intended to provide a comprehensive assessment of Modern Slavery in the UK. The number of potential modern slavery cases and PVs indicated are based on the information provided to the Helpline at the time of the contact. The Helpline does not corroborate or seek to prove the information provided.