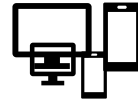
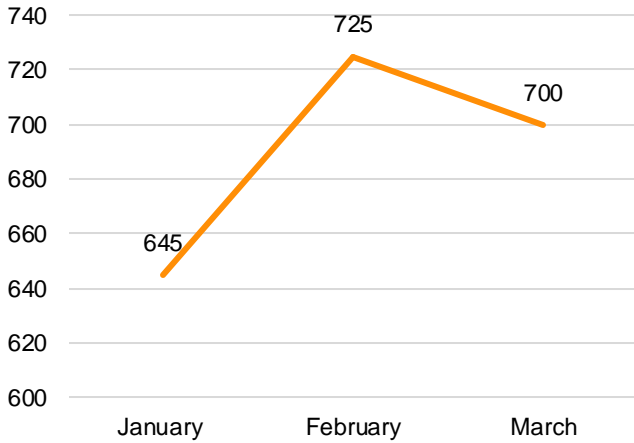


# quarter one statistical report 2024 summary

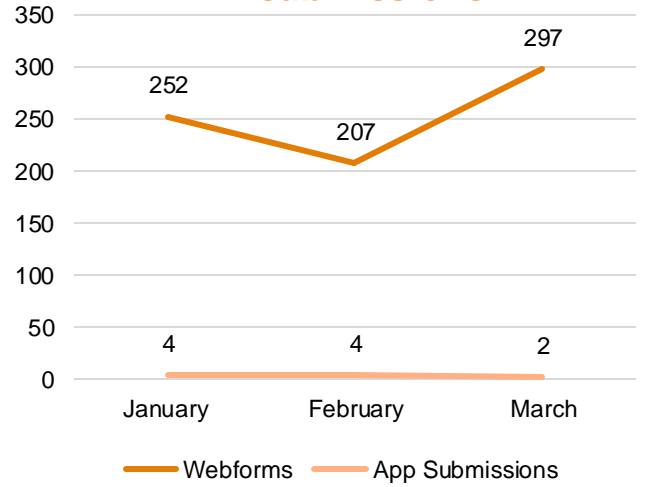
- The Helpline received reports of 246 modern slavery cases occurring in the United Kingdom this quarter with 669 potential victims indicated.
- Zimbabwean was the most recorded nationality of potential victims of modern slavery in the United Kingdom (72), followed by Chinese (51), Indian (30) and Nigerian (20).
- There were 11 modern slavery cases reported in Wales this quarter, a 57% increase from quarter four 2023.



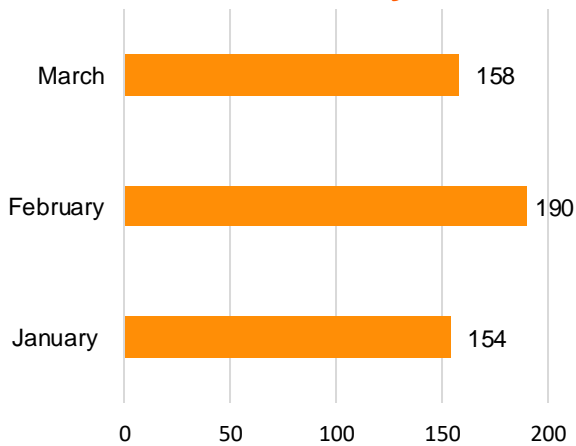
### helpline calls



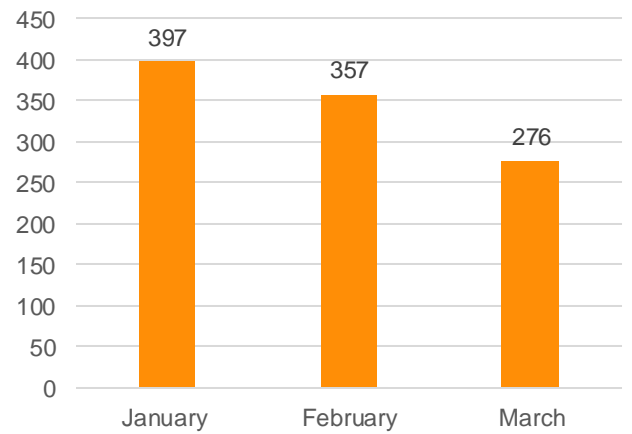
### webforms and app submissions



### modern slavery cases



### modern slavery potential victims



# January – March 2024 totals



**2070** Calls into the Helpline – 08000 121 700



**756** Webforms



**10** App submissions



**2008** Total cases



**502** Cases of modern slavery

**175**

Cases of labour abuse

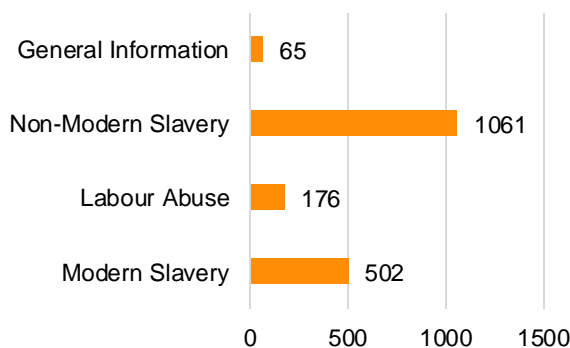


**1030** Potential victims  
of modern slavery

**628**

Potential victims of  
labour abuse

## type of case



**Modern Slavery Cases** (indicators of modern slavery identified)

**Labour Abuse Cases** (indicators of labour abuse identified)

**Non-Modern Slavery Cases** (other crimes, vulnerabilities, needs, risks)

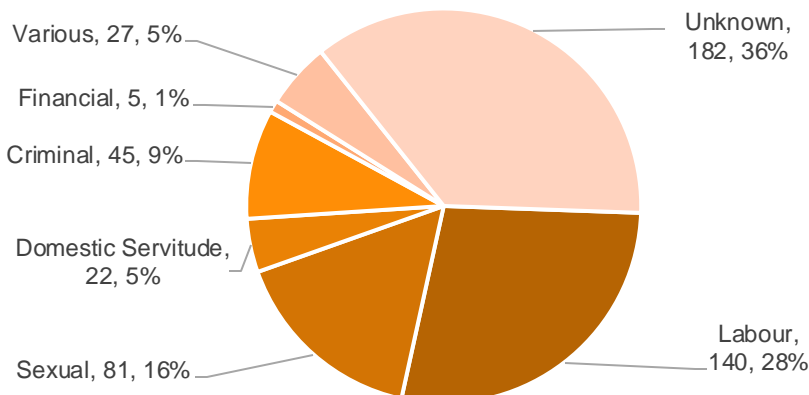
**General Information Cases** (media, info about Helpline, general Qs about MS in the UK)

**Non-Substantive Cases** (wrong number, hang ups, inaudible connection)


Indicators of modern slavery reported to the Helpline include but are not limited to; passport or document confiscation, little or no pay, debt bondage, isolation, monitoring, and physical abuse. The Helpline continues to field a significant number of reports of potential labour abuse, which may include failure to pay national minimum wage, employment contract concerns, inability to take breaks or leave, dangerous working conditions and harassment at the workplace. General information cases may relate to requests for Helpline materials and media interviews.

'Unknown' cases may have resulted from a technical assistance call with a professional dealing with a victim where the specific details of the exploitation type were not disclosed on the call.

## type of exploitation




# United Kingdom

 **1112** Calls relating to cases in the United Kingdom\*

 **1115** Webforms

 **3** App submissions

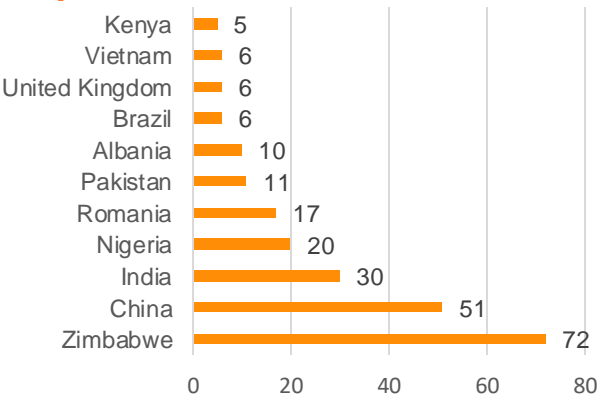
 **246** Cases of modern slavery      **159** Cases of labour abuse

 **669** Potential victims of modern slavery

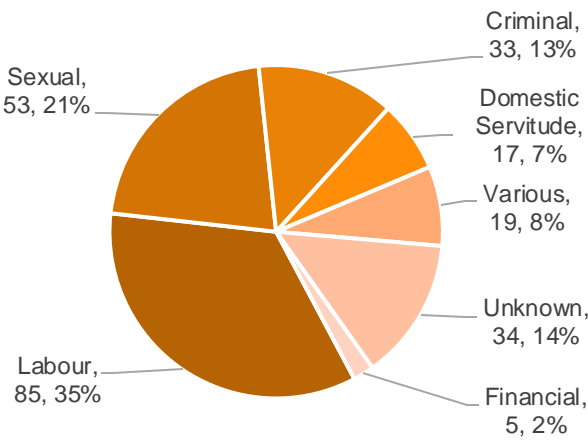
**599** Potential victims of labour abuse

This section includes cases where the location of exploitation was reported to be in England, Scotland, Wales, Northern Ireland or an unspecified UK country. Callers may be calling from the UK or another country. The Helpline may be contacted multiple times about one case, and the total number of calls, online reports and app submissions include reports relating to all case types. For example, modern slavery, labour abuse, non-modern slavery, general information and non-substantial.

**top 10 modern slavery potential victim nationalities**

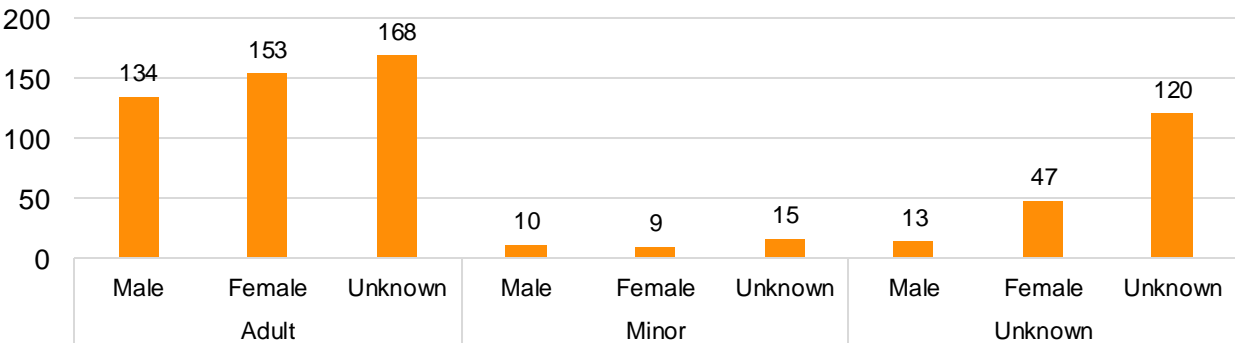


**type of exploitation**



Note: Statistics on cases involving more than one UK country will have been counted once in the United Kingdom totals. For example, a case involving England and Scotland will have been counted as one case only. However, in the statistics for specific UK countries on the following pages, cases involving multiple UK countries are included in the totals *for each individual country* and, therefore, will be counted more than once.

**modern slavery potential victim demographics**



# England

---

 **747** Calls relating to cases in England

---


 **219** Webforms

 **1** App submission

---

 **192** Cases of modern slavery    **122** Cases of labour abuse

---

 **552** Potential victims of  
modern slavery

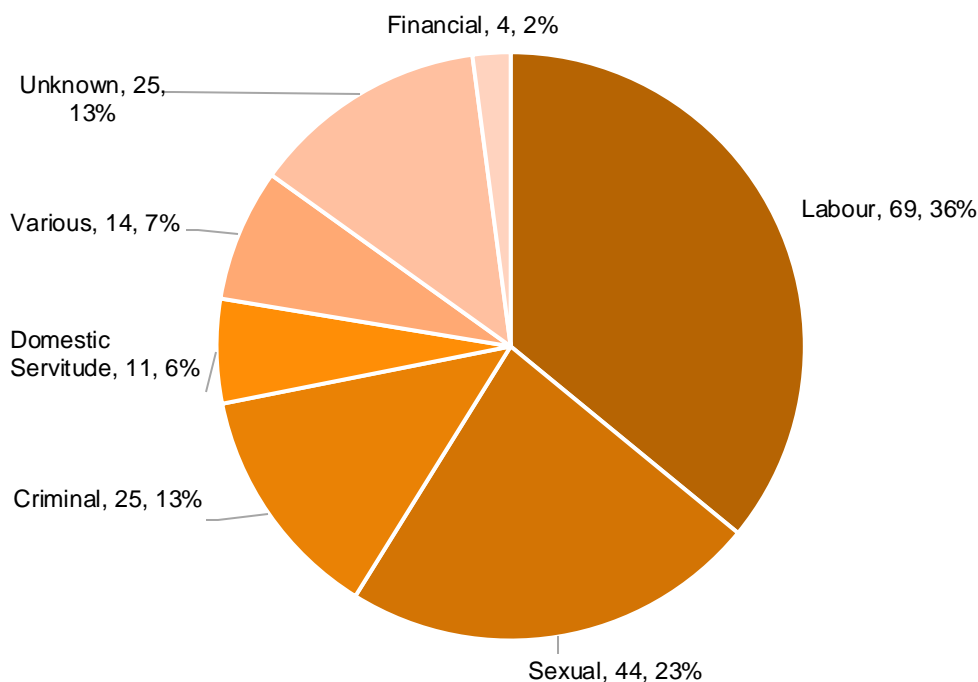
**476** Potential victims of  
labour abuse

---

Calls relating to cases of modern slavery reportedly occurring in England are recorded above, even though the caller may be calling from another country.

Along with calls on modern slavery cases, the total number of calls reported above may also be for non-modern slavery, labour abuse, general information or non-substantive cases with a reported caller location of England.

## type of exploitation



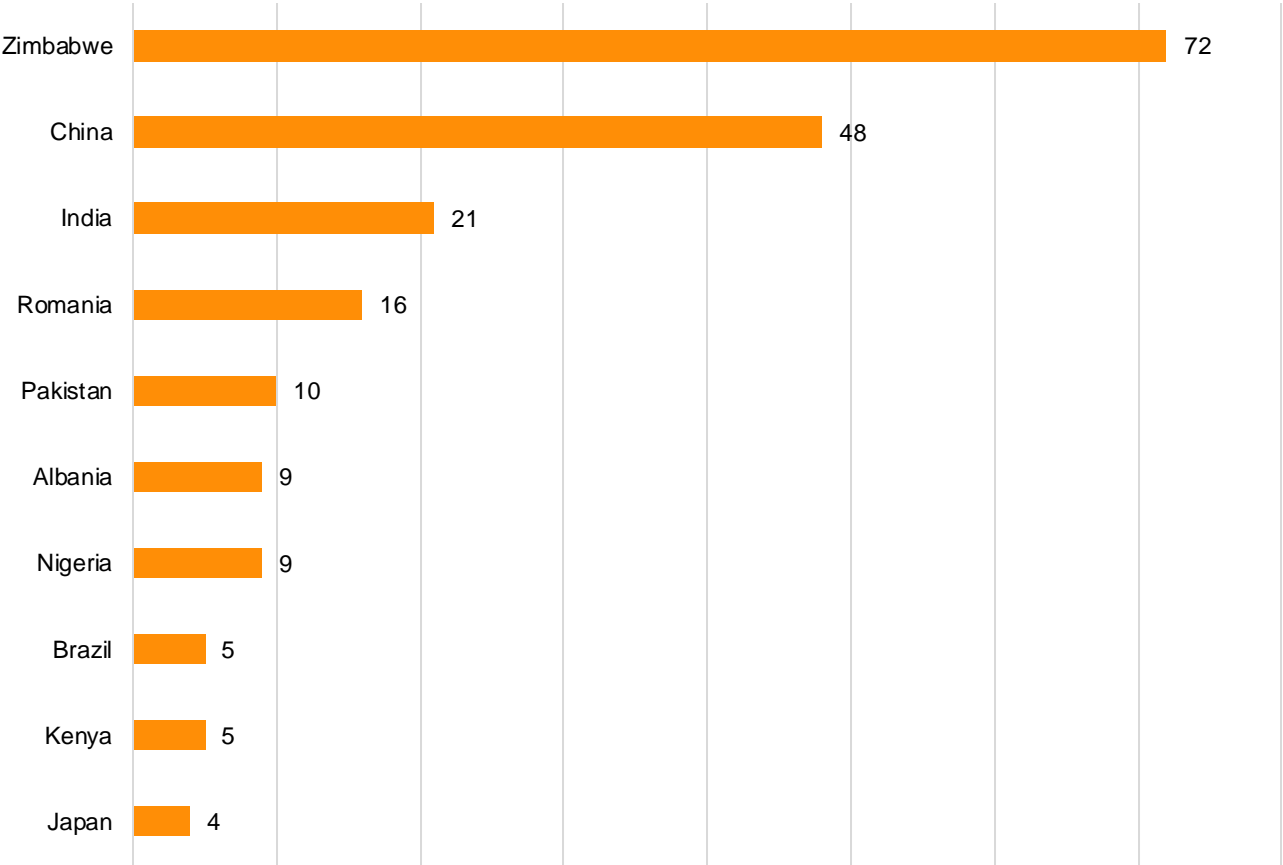
**120** Referrals to police, government entities

**8** Referrals to local authorities

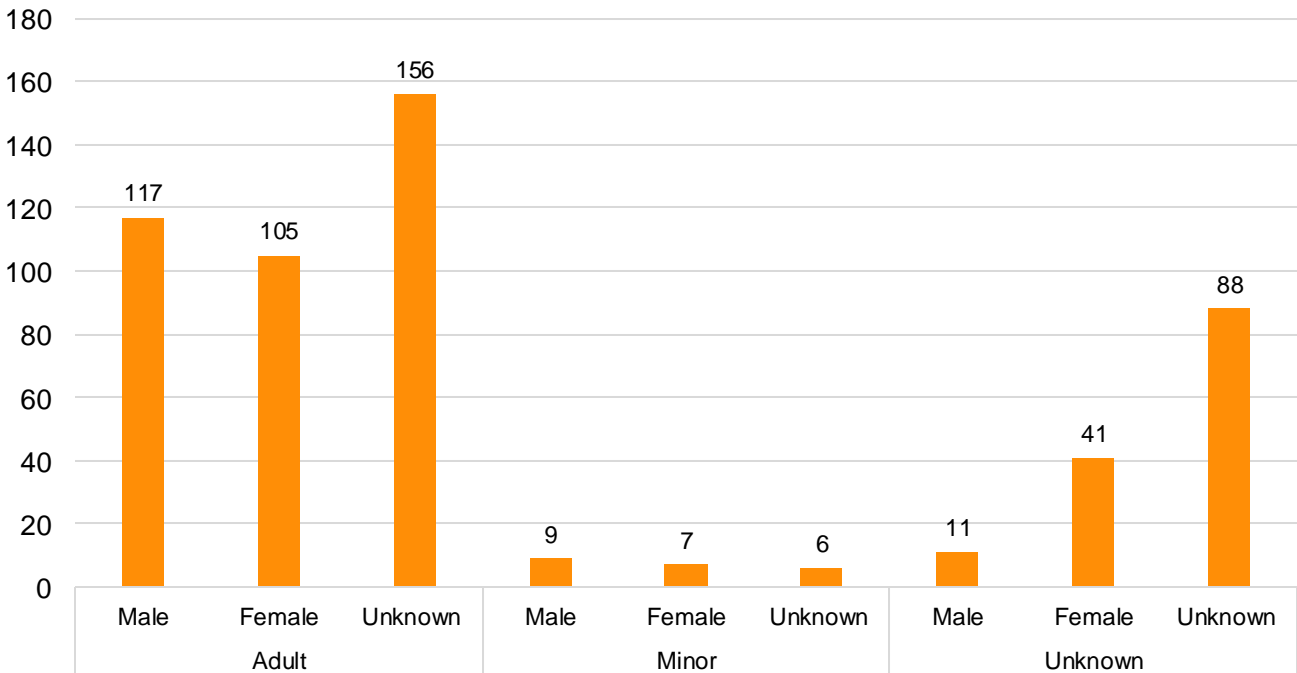
} on modern  
slavery cases

---

top 10 modern slavery potential victim nationalities



modern slavery potential victim demographics



# Scotland



**21** Calls relating to cases in Scotland



**16** Webforms



**0** App submissions



**6** Cases of modern slavery

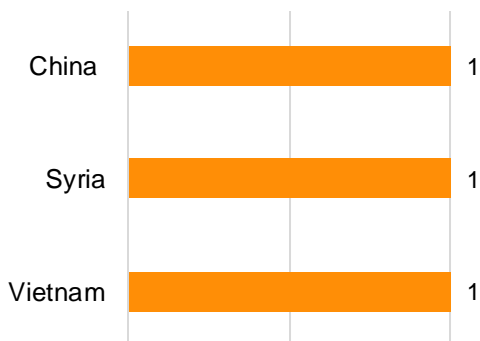
**12** Cases of labour abuse



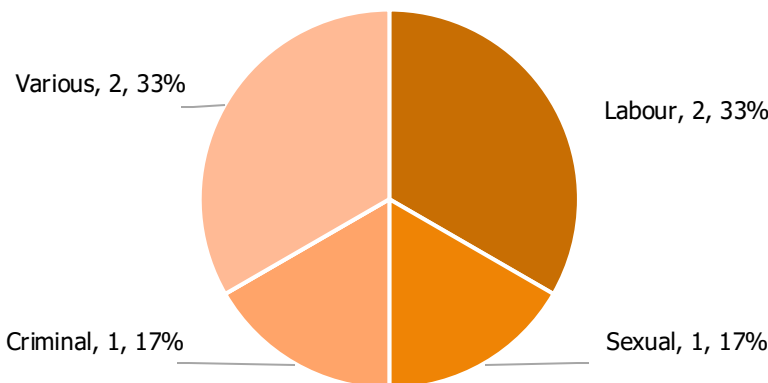
**17** Potential victims of modern slavery

**46** Potential victims of labour abuse

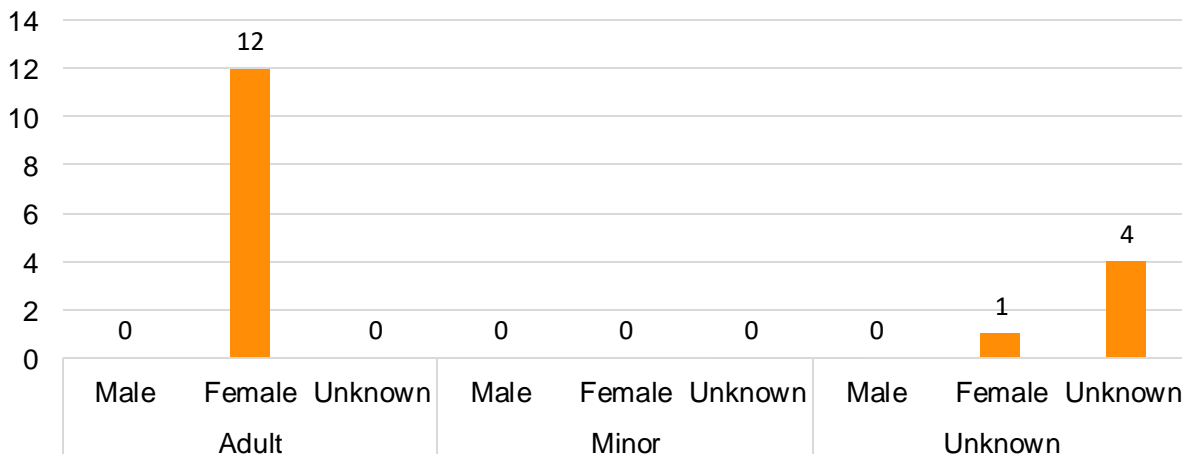
top modern slavery potential victim nationalities



type of exploitation



modern slavery potential victim demographics



**5** Referrals to police, government entities  
**0** Referrals to local authorities

on modern slavery cases

# Wales



**22** Calls relating to cases in Wales



**13** Webforms



**0** App submissions



**11** Cases of modern slavery

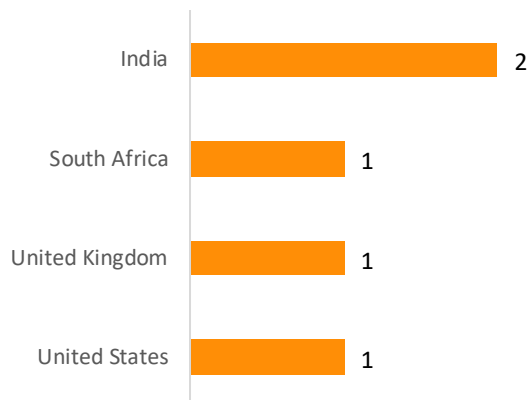
**3** Cases of labour abuse



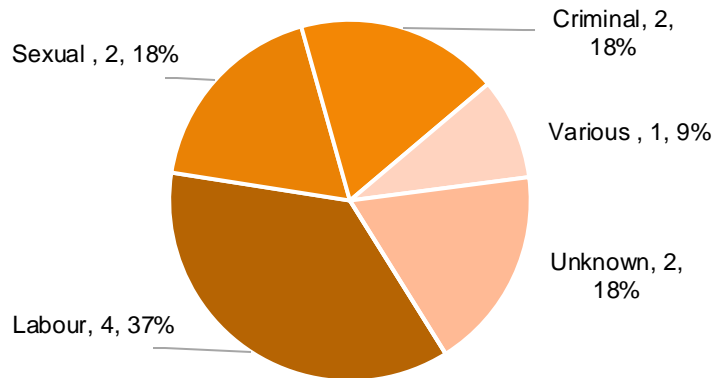
**22** Potential victims of modern slavery

**36** Potential victims of labour abuse

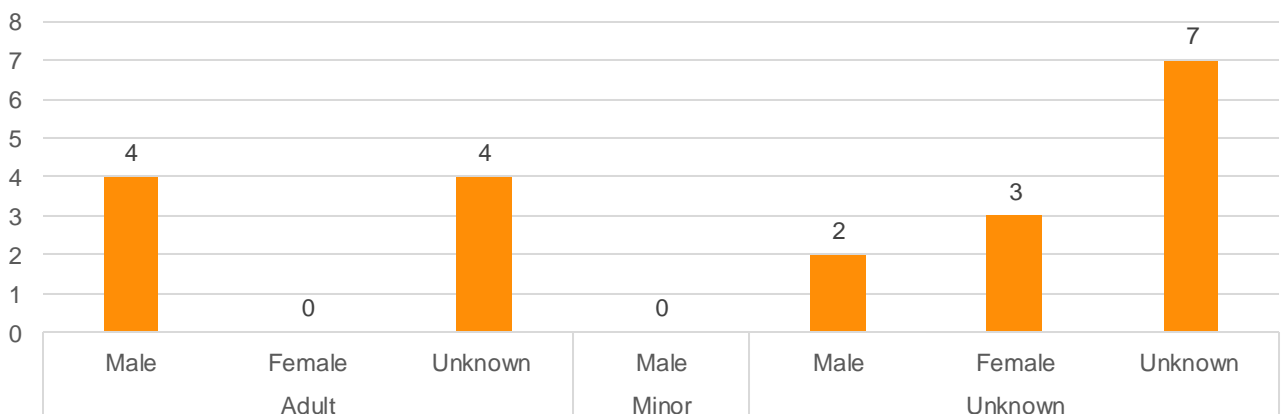
## top potential victim nationalities



## type of exploitation








## modern slavery potential victim demographics



**12** Referrals to police, government entities  
**0** Referrals to local authorities

on modern slavery cases

# Northern Ireland

 6 Calls relating to cases in Northern Ireland	
 4 Webforms	 0 App submissions
 0 Cases of modern slavery	2 Cases of labour abuse
 0 Potential victims of modern slavery	4 Potential victims of labour abuse



1 Referrals to police, government entities	} on modern slavery cases
0 Referrals to local authorities	



# International Cases



**221** Calls relating to cases outside the UK



**32** Webforms



**0** App submissions



**130** Cases of modern slavery

**7** Cases of labour abuse

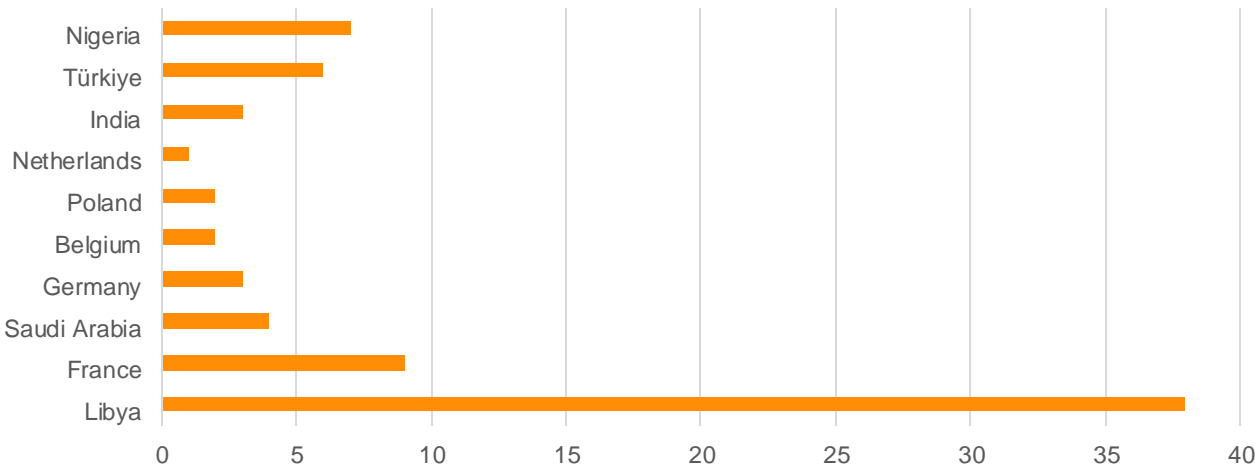


**368** Potential victims of modern slavery

**17** Potential victims of labour abuse

The statistics on this page relate to cases outside the UK

## top 10 modern slavery potential victim nationalities



Calls, webforms and app submissions relate to all types of cases including modern slavery, labour abuse, non-modern slavery, general information and non-substantive cases.

The table and graph show the number of top ten most indicated potential victims by country of exploitation. The number of modern slavery cases/potential victims may not equal the total number of modern slavery cases when summed by country as a single case can involve multiple countries, and a potential victim may have experienced exploitation in more than one country.

Disclaimer: This report represents a summary of the calls received into the UK-wide Modern Slavery & Exploitation Helpline between January 1 and March 31, 2024. It is not intended to provide a comprehensive assessment of Modern Slavery in the UK. The number of potential modern slavery cases and PVs indicated are based on the information provided to the Helpline at the time of the contact. The Helpline does not corroborate or seek to prove the information provided.